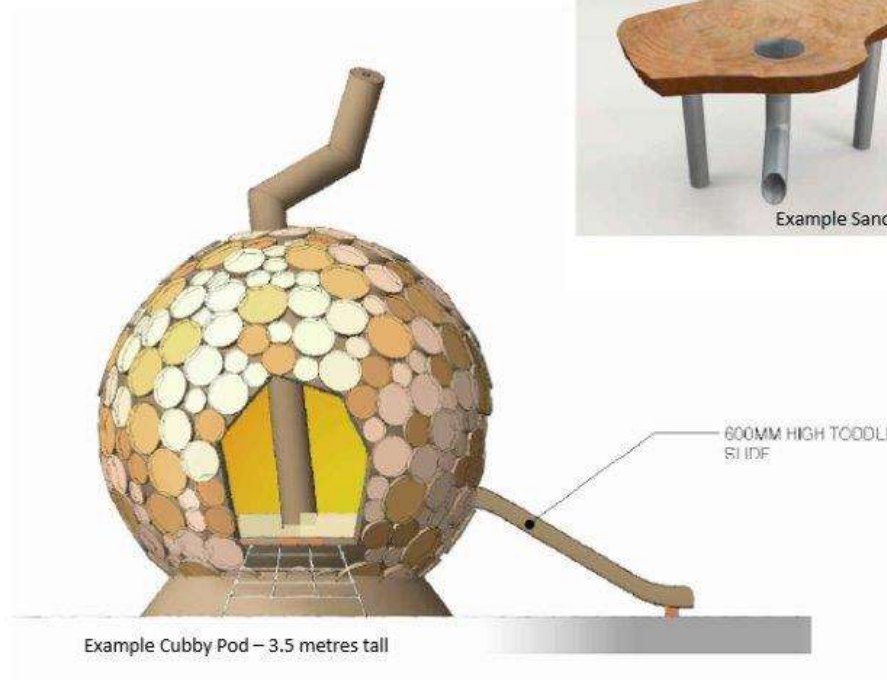


## Element 1: Discovery Play Zone, 0-5 Year Age Group

A grouping of play elements for 0-5-year old's that may include:

- Low accessible pod cubby structure with internal fixed play elements such as rain wheel, mirror, chimes and low climbing elements
- Ground plane rope elements and sensory materials
- Timber rockers (Spring Animals)
- Rocks and Timber balance beams
- Sand Play Elements
- Swing Set
- Shade Structure and Seating

\* All images and inclusions are indicative





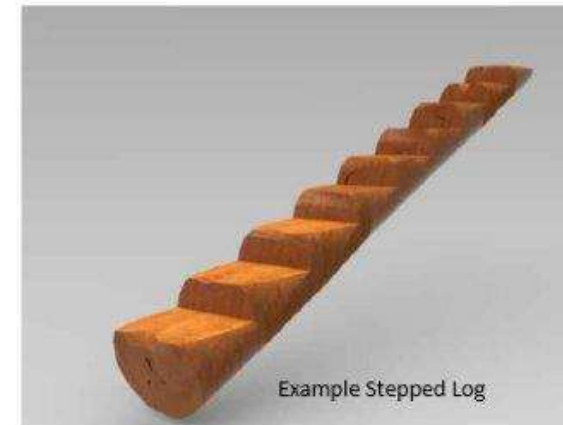
Example Swing Set



Example Shade Structure



Example Multi Swing Set



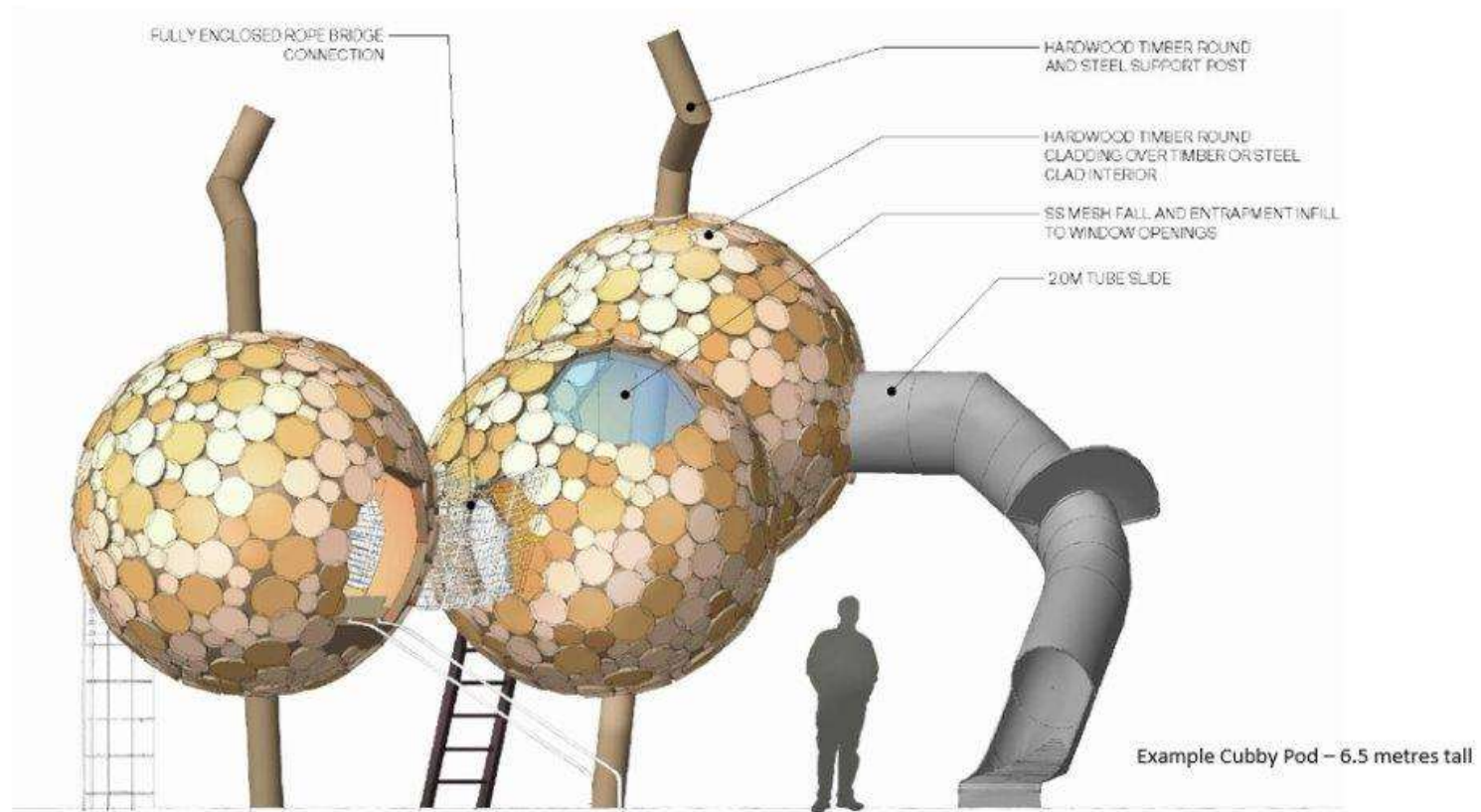
Example Stepped Log

## Element 2: Exploration Play Zone, 2 to 8-Year-Old Age Group

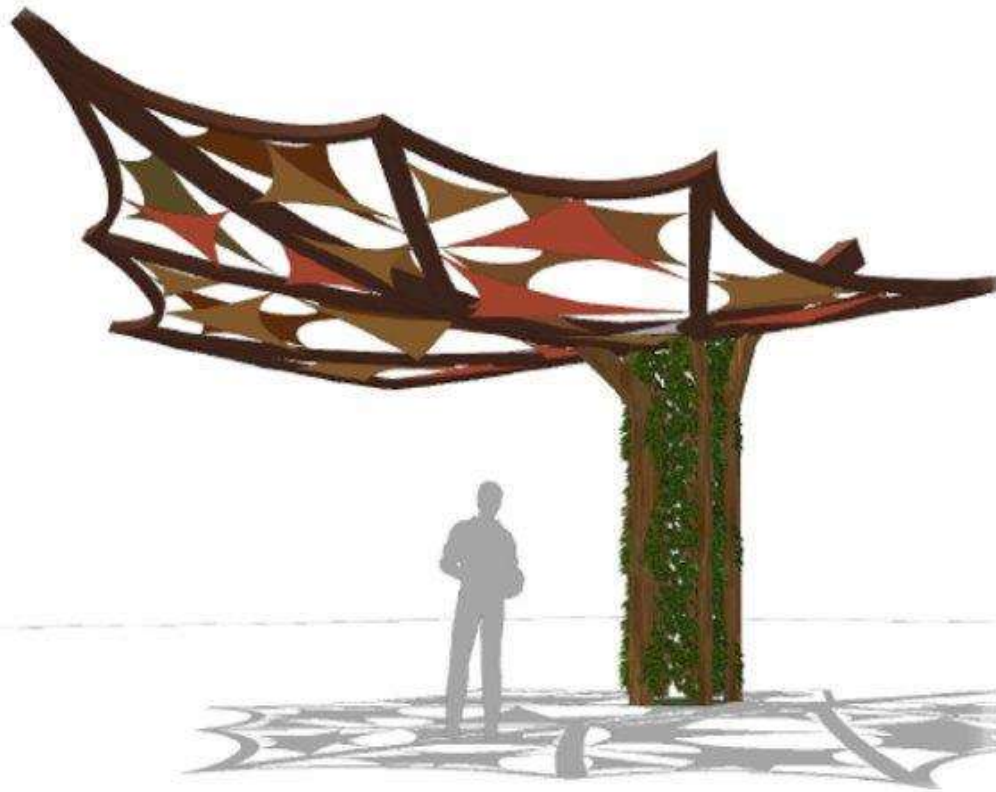
**A grouping of play elements for 2-8-year old's that may include:**

- Elevated cubby structure with net bridge slide, climbing rope, elements and internal play elements
- Totem poles with integrated tactile elements
- Ground plane activation with rope elements, large boulders and timber elements for climbing and balancing
- Rubber Softfall
- Sensory planting, and Integrated Shade


\* All images and inclusions are indicative







Example Shade Structure

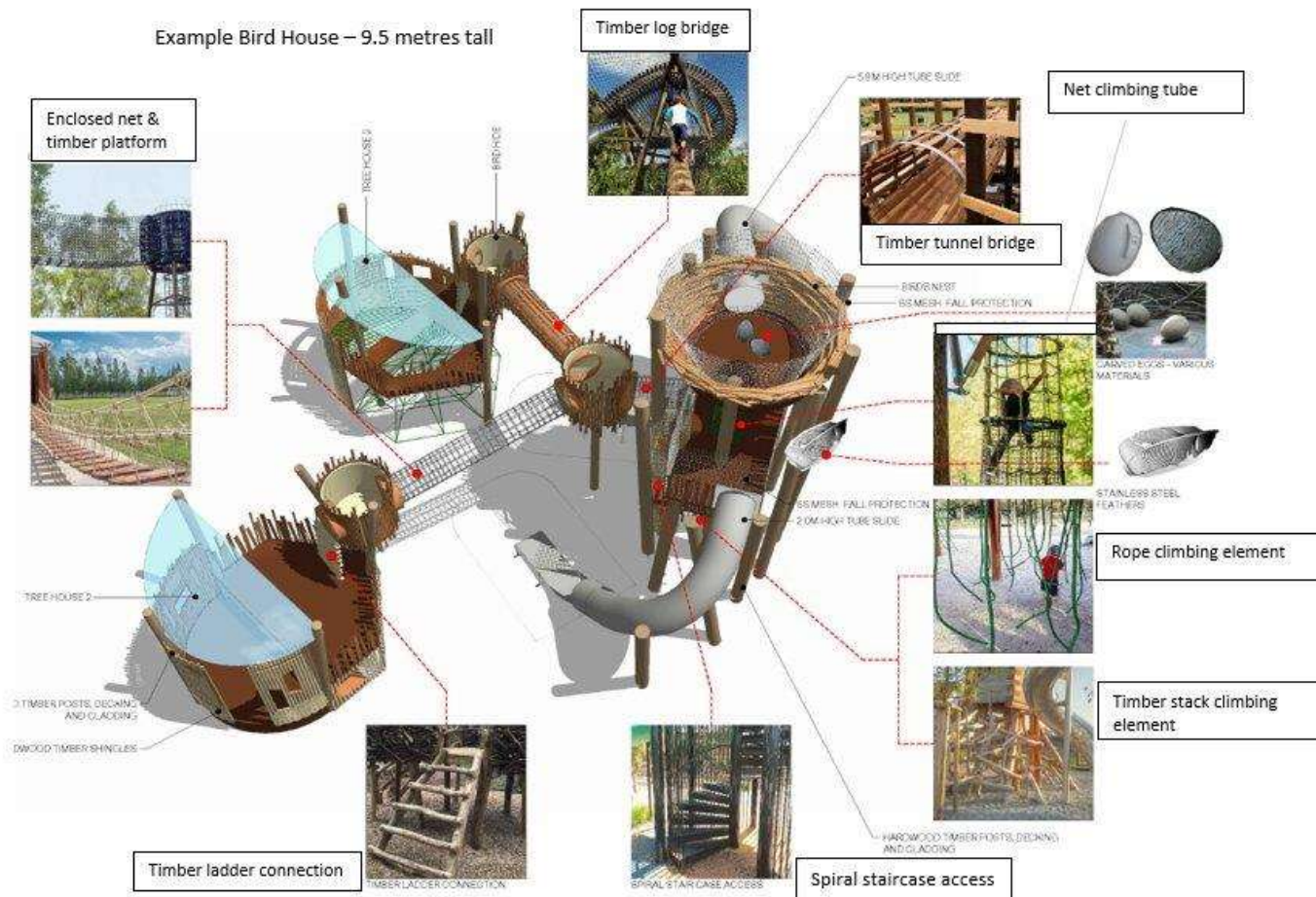


### Element 3: Thrill Play Zone – 5 to 15-Year-Old Age Group

**A grouping of play elements for 5-15-year old's that may include:**

- Bird House type structure connected by net/rope/timber bridges and tunnels
- 2 large tube slides, Mini trampolines, Accessible multi-person carousel, Accessible Net Swing

\*All images and inclusions are indicative







Example Carousel



Example Net Swing





## Element 4: Multi Sports Court, 12m x 24m

Full Court to cater for:

- Basketball, Netball
- Soccer, Cricket, Handball
- Indicative Size of approximately 12m x 24m

\* All images and inclusions are indicative



## Element 5: Sculptural Mist Play Zone (Indicative image only)

- Sculptural sensor/timer activated mist emitter elements
- Timber boat cubby structure with climbing/bouldering wall
- Hand Pump Water/Water table
- Shade Structure and Seating






## Element 6: BBQ and Shaded Picnic Area

- Double Electric BBQ, bench and taps
- Drinking Fountain and bottle refill
- Picnic Tables
- Shade Structures

\* All images and inclusions are indicative



Example BBQ



Example Bin and Drinking Fountain



## Element 7: Toilet Facilities (Indicative image only)

- 2 Unisex accessible cubicles
- Hand wash basin area with integrated living wall
- All images and inclusions are indicative



Example toilet block







