






DICKSON TREE ASSESSMENT



LEGEND

- |   |  |   |   |     |      |
|---|--|---|---|-----|------|
|  HEALTHY EXISTING TREE   |  TREES THAT REQUIRE PRUNING   |  STUDY AREA | 0 | 50m | 100m |
|  DEAD TREE TO BE REMOVED |  TREE THAT FELL FEBRUARY 2020 |   |   |     |      |



Tree assessment date: Monday 16 March 2020

**Note:** This drawing has been prepared to indicate the location of trees that require pruning or removal. All efforts have been made to accurately represent tree locations that have been assessed.

DICKSON TREE ASSESSMENT



LEGEND



Tree assessment date: Monday 16 March 2020

**Note:** This drawing has been prepared to indicate the location of trees that require pruning or removal. All efforts have been made to accurately represent tree locations that have been assessed.