

# WHITLAM LOCAL CENTRE COMMUNITY CONSULTATION

## WORKSHOP 1 - REPORT ON WHAT WE HEARD



### WORKSHOP 1 – SCENE SETTING

#### The purpose of this engagement

The purpose of this engagement was to share information about the future Whitlam Local Centre (the Centre), the ACT Government's vision and aspirations for the site and seek input and involvement from the community in the decision making.

### THE CONVERSATION

#### Community & stakeholder engagement

The Suburban Land Agency held the first of three workshops about the Whitlam Local Centre online from 6.50pm to 8.00pm, Monday 28 February 2022. This online workshop gave the community an opportunity to hear about the status of the Centre, vision and aspirations for the Centre, and the foundations that exist to build a best-practice centre. Opportunities for the community to tell us how they use centres, what they like about existing centres they use, and how they would like to see a local centre function for them were provided. The workshop utilised the digital Mentimeter tool to capture inputs as well as an open Q&A session run via the Microsoft Teams platform.



Workshop 1 followed the below agenda:

Agenda	Who
Welcome session and introduction of Minister for Housing and Suburban Development, Yvette Berry MLA	Angela Koepp (Hatch Roberts Day) and Simon Cox (Suburban Land Agency)
Minister to provide overarching address and Acknowledgement of Country	Minister Berry
Status of Whitlam Local Centre	Simon Cox (Suburban Land Agency)
Vision and Aspirations	Ian Wood-Bradley (Suburban Land Agency)
Building on Strong Foundations	Angela Koepp (Hatch Roberts Day)
Q&A session	All
Wrap up Q&A session, outline of next steps in process and thank participants for their engagement.	Angela Koepp (Hatch Roberts Day)

# WHITLAM LOCAL CENTRE COMMUNITY CONSULTATION

## WORKSHOP 1 - REPORT ON WHAT WE HEARD

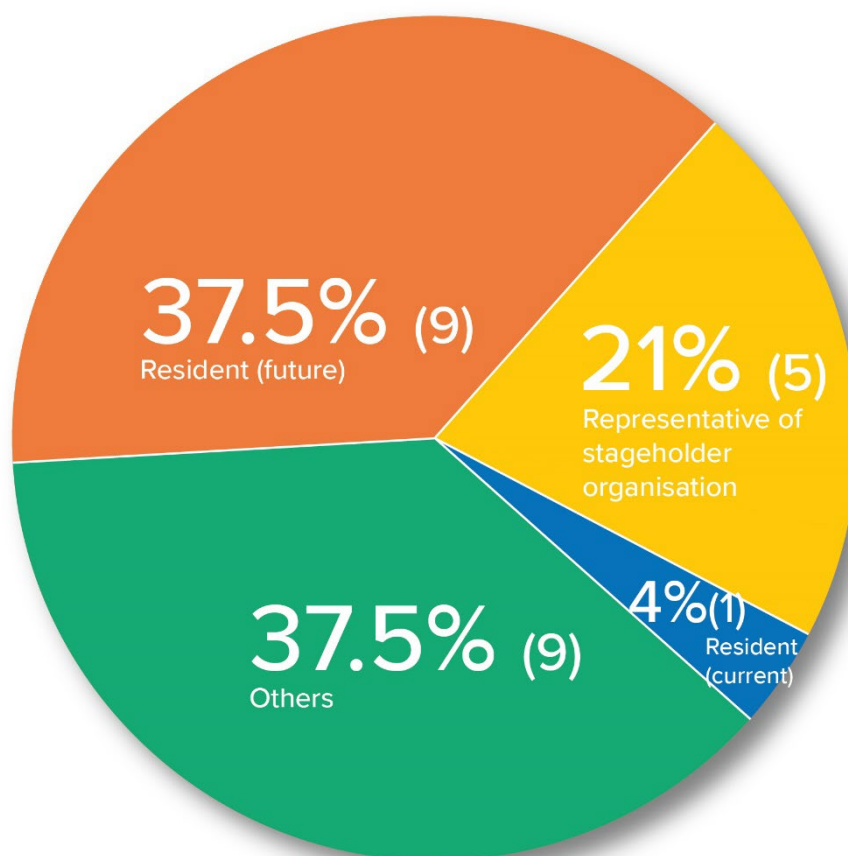


### WHO ENGAGED

#### A summary of attendees

Workshop 1 was open to all members of the public, and included:

- 18 participants from 16 log-ins.
- In addition to existing and future Whitlam residents, stakeholder organisations represented (as documented via Mentimeter) included Woden Community Services, Canberra.bike, Wildlife Carers Group and the Molonglo Valley Community Forum.
- 18 people participated using the Mentimeter platform and responded that their connection to Whitlam was as below Figure 1. A number of people noted that their connection was in more than one way:



# WHITLAM LOCAL CENTRE COMMUNITY CONSULTATION

## WORKSHOP 1 - REPORT ON WHAT WE HEARD



### Q + A

#### Open questions from the workshop participants

**Q: Assuming the site will be sold to a private developer, how much say will the government and community have over the terms of how they build it and what sort of community space they put into it? How do we influence them?**

A: There are a few mechanisms:

Sales strategy - we're not just going to sell to the highest bidder, we will take a really considered process (likely a tender process) where we ask developers to put forward proposals of what they are planning to do on the site.

Deed - We will have a deed with whoever the successful developer is. That will be part of that sales contract that ensures that they are building to an agreed specification. So as part of the tender process, they will need to respond to us showing us exactly how it is addressed and what it is they will be offering as part of buying that site and how they will go about developing it. It is through this process that we can set down some non-negotiables about what we want to see in the site and (these) come through the sales contract.

**Q: Is the main idea of the Centre to service the Whitlam community or is it looking at something like Manuka that will serve most parts of Canberra?**

A: It will do both. The main intention is very much on serving the local population, but it won't have a fence around it, and you'll find that most centres that are doing well in Canberra attract people from outside the area. We assume there will be people from outside the area going to the Whitlam School and that the parents dropping off kids will probably shop at Whitlam or want to go to a restaurant there. Ultimately, the more attractive it is to people outside, the more successful it is generally.

**Q: (Follow up to the above) In relation to the schools, you have one in Manuka, Denman and one in Hawker and Weetangera. While Whitlam is close to many areas, at the same time it's bit far from everywhere else as well so, I am interested in your ideas on how to make it viable?**

A: We are really invested in a point of difference here. Whitlam Local Centre will become a destination. We are also conscious that we want this to be an intimate space for the local residents and we want to first and foremost serve the local residents. It's a manageable balance if we make sure we understand what the community is interested in, and that the physicality of the place facilitates the future tenants.

# WHITLAM LOCAL CENTRE COMMUNITY CONSULTATION

## WORKSHOP 1 - REPORT ON WHAT WE HEARD



### **Q: Is there a rough timeline on when the Whitlam Local Centre will be completed?**

A: The ACT Government's Land Release Program indicates that we should be releasing this for sale this financial year. It is likely to be a two-stage process so that we select the right developer, which could take us 6 to 12 months to go through that process. This is part of stage three of Whitlam, which we're about to start construction of and the process to construct all the roads and the services takes around 12 to 18 months. The land will be ready to start developing mid to late 2023 and with the developer designing and construction, we're likely 2-3 years from opening the shops.

### **Q: Have you cleared this with the Environmental Protection and Biodiversity Conservation Act of the Federal Environmental laws?**

A: Molonglo Valley has undergone extensive environmental studies over a number of years and we have an agreement with the Commonwealth Department of Environment. It is a strategic plan for the Molonglo Valley that sets out the environmental issues within the area and all of the items that we need to be aware of as we do our planning.

The environmental factors get considered when we undertake our design and we make sure that we're designing in accordance with the EPBC legislation and that we take account of the endangered species that are in the area prior to and as we do the design of each suburb and each stage within the suburb.

### **Q: (Follow Up) How will you protect the endangered species e.g. pink tailed worm lizard?**

A: Where we can, we avoid the habitat. One of the key species within the Molonglo Valley is the pink tailed worm lizard and when you see habitat maps you'll find that they predominantly lie along the river and we do what we can to avoid going into those key population areas.

### **Q: How will we be able to keep cars out of the streets between the shops and the school and open it up to people and children walking along?**

A: There is a range of characteristics that we could apply there and this may include having a shared street or a car-light character that is incorporated into the Place Plan. There is the opportunity for the SLA to control the character and work through the engineering standards to make sure that things like buses and cars, emergency vehicles can still access this area whilst prioritising people and places.

# WHITLAM LOCAL CENTRE COMMUNITY CONSULTATION

## WORKSHOP 1 - REPORT ON WHAT WE HEARD



**Q: Some of our centres such as Hawker, with adequate resources, haven't really aged well, which kind of takes away from the fact we would like to go there. How will the Centre be maintained?**

A: One of the things that we can explore through the Place Plan and through any conditions on a developer would be a Tenant's Agreement where all the cafes and the restaurants can all be required to maintain a certain standard. It's a way of creating healthy competition and something worth exploring if the community thinks it is really critical to that longevity.

Whole of life design is key so that you get high quality materials that actually improve with age rather than materials that degrade quickly. There are also ways of maintaining and harnessing stormwater to improve the peak conditions for tree growth. There's a whole range of new thinking that's gone into the way public spaces are designed and managed. Budget is a challenge so it's important that we design the most robust public space so that it factors in long term maintenance.

**Q: There is a real opportunity to make synergies between the Centre and school. Has the school design been undertaken yet or where is that at in terms of its development?**

A: We agree. The land for the school site won't be ready to hand over to Department of Education until mid to late next year. Between now and then the Education Directorate has their own planning process that they go through and they are still early on in that process.

**Q: How will health services be considered in this planning, including public and specialist health services?**

A: If one of the key themes to come out of this engagement includes health and well-being, then we would be looking at facilitating this through a design and place framework and an accompanying development deed. For example, in Coombs and Wright, the most recent Design and Place Framework being produced by the SLA, the SLA are committed to the funding and building of a new community facility or community centre activity. That is a real possibility at Whitlam.

**Q: You know what traffic is like during morning peak. A shared zone may cause congestion if you can't loop around the school. Do you have any comment regarding the road between the school and the Centre?**

A: We need to make sure that the aspirations outside of peak hours can still be facilitated during those peak hours because convenience and getting people in and out of school is critical. We want to make sure that we can promote walking and cycling and alternatives to vehicle drop off to reduce congestion as well.

# WHITLAM LOCAL CENTRE COMMUNITY CONSULTATION

## WORKSHOP 1 - REPORT ON WHAT WE HEARD



### Key insights from the community

#### Which local centres have the best public realm and what do you like about them?

1. Kingston foreshore with alfresco dining and IGA.
2. Aranda with their community garden.
3. New Acton and their great use of pauses.
4. Curtin shops.
5. Downer shopping village with its trees and open circle grass and yoga studio are fond memories.
6. Manuka shops.
7. Hackett and Downer are two suburbs that I've loved.



# WHITLAM LOCAL CENTRE COMMUNITY CONSULTATION

## WORKSHOP 1 - REPORT ON WHAT WE HEARD



### What public realm would you like to see at Whitlam Local Centre?

1. Cafes connected to open spaces and an array of outdoor dining.
2. Community facilities and squares with public facilities and seating.
3. Major supermarket and service station.
4. Two-way tuck-shop with a variety of food/drinks for all ages.

### What activities do you like to do in these centres?

1. Play, eat and socialise.
2. Chat, meet up with neighbours for coffee and lunch.
3. Shopping, dining and community.
4. Yoga.

WHAT ACTIVITIES DO YOU LIKE TO DO THERE?



# WHITLAM LOCAL CENTRE COMMUNITY CONSULTATION

## WORKSHOP 1 - REPORT ON WHAT WE HEARD



### Which local centres have excellent green space?

1. Aranda shops have a community garden which is nice.
2. Kingston.
3. Manuka.
4. Downer.
5. Old Kingston.
6. Ainslie shops.
7. Watson shops.
8. New Acton (behind the Nishi building).



# WHITLAM LOCAL CENTRE COMMUNITY CONSULTATION

## WORKSHOP 1 - REPORT ON WHAT WE HEARD



### Which elements of green space do you enjoy most?

1. Big trees with canopy.
2. Plants.
3. Community gardens and other calming, accessible areas for relaxing in the shade.
4. Grassed areas for entertaining and events.



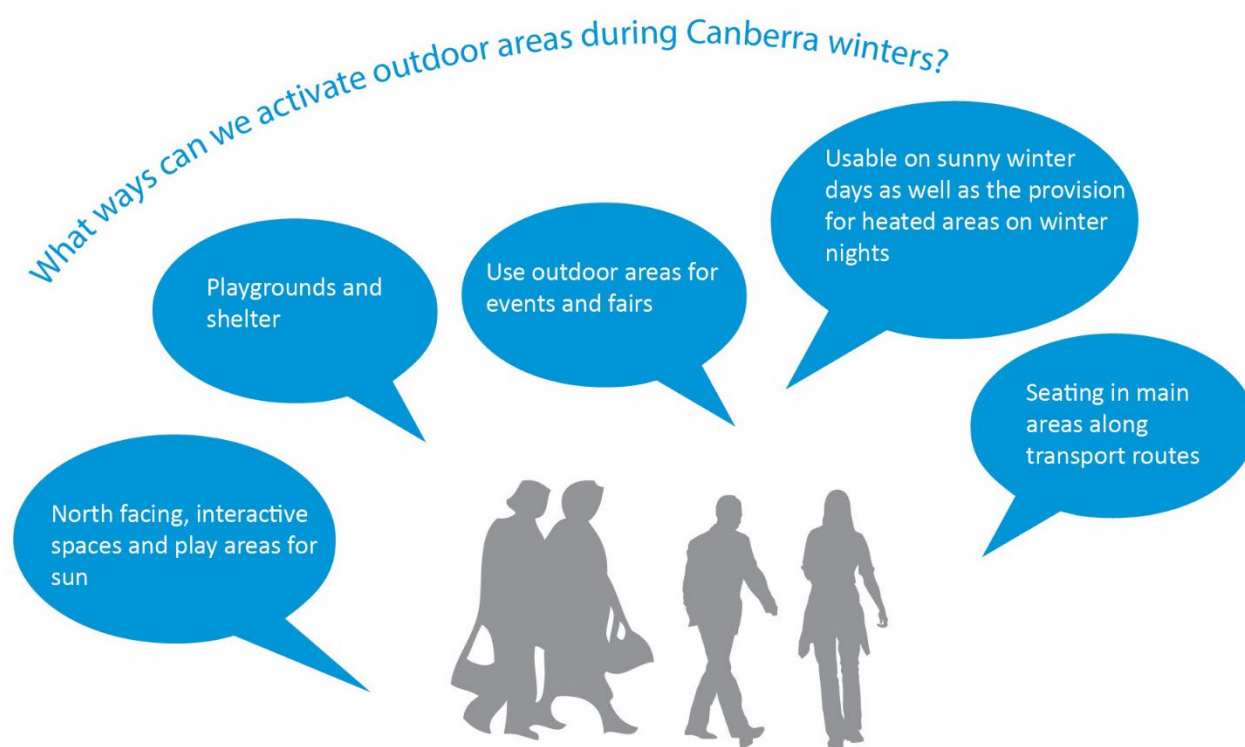
# WHITLAM LOCAL CENTRE COMMUNITY CONSULTATION

## WORKSHOP 1 - REPORT ON WHAT WE HEARD



### What ways can we activate outdoor areas during Canberra winters?

1. Usable on sunny winter days.
2. North facing interactive spaces and play areas for sun.
3. Provision for heated areas on winter nights.
4. Outdoor areas for events, fairs etc.
5. Seating along main transport routes.
6. Playgrounds and shelter.



# WHITLAM LOCAL CENTRE COMMUNITY CONSULTATION

## WORKSHOP 1 - REPORT ON WHAT WE HEARD



### Which local centres have the best play for many ages?

1. The City.
2. Downer.

### Which local centres do you visit on a Friday night?

1. City.
2. Manuka.
3. Kingston.
4. Curtin.
5. O'Connor.
6. Dunlop.

### Anything Else?

We (would) like a Woolworths, Coles, ALDI style supermarket in the Whitlam Local Centre.

Something like Cooleman Court Centre would be good.

Is there potential to improve the public transport accessibility? It's currently very car-centric, could there be a future light rail out Molonglo Valley Way?

(We are) seconding the idea of making a shared pedestrian space and limiting traffic to delivery /essential vehicles.

If it's not already on your radar, I'd like to flag the not-for-profit <https://www.strongtowns.org/> which have a lot of resources on developing connected, communities with best practice design.

# WHITLAM LOCAL CENTRE COMMUNITY CONSULTATION

## WORKSHOP 1 - REPORT ON WHAT WE HEARD



### WHAT'S NEXT?

The Whitlam Local Centre Workshop 2 will build on the ideas that have been raised to date and explore similar themes with greater rigor through a series of interactive group exercises. The exercises will:

- *Help us to understand the memorable, likeable, important, and challenging aspects of local precedents.*
- *Help us to understand the ways in which the community might engage with the Whitlam Local Centre through the eyes of a range of users that have different needs and expectations.*
- *Explore built form and land use potential to achieve a balanced local centre that maximises the opportunities for the community.*

A key objective is to begin to crystalise the place experience and physical design of the Whitlam Local Centre based on community need and priority.

---

# WHITLAM LOCAL CENTRE COMMUNITY CONSULTATION

## WORKSHOP 2 - REPORT ON WHAT WE HEARD



### WORKSHOP 2 – LISTEN AND LEARN

#### The purpose of this engagement

The purpose of this engagement was to build on the community feedback provided to date and seek further input and involvement from the community in the decision making and direction of the development of the future Whitlam Local Centre.

### THE CONVERSATION

#### Community & stakeholder engagement

The Suburban Land Agency held the second of three workshops about the Whitlam Local Centre online from 10.00am to 12.15pm, Friday 18 March 2022 and 6.50pm to 8.15pm, Monday 21 March 2022. Both workshops followed the same agenda and activities with different attendees. This report will combine the statistics and findings of both workshops. The workshop held on 18 March was exclusively online, whereas the workshop held on 21 March was hybrid online and in-person. The workshops provided a recap of Workshop 1 presentations and findings and then focused on three interactive activities. The activities provided further opportunities for us to learn about what might make a memorable identity for Whitlam Local Centre, how we can best accommodate a holistic and diverse community and the spatial vision and priorities of land uses that the community is seeking. The workshops utilised the digital Mentimeter tool to capture inputs as well as an open Q&A session run via the Microsoft Teams platform. Those attending in-person captured their ideas in drawings on butcher paper and through discussion.



Following tech-check and venue check-in, Workshop 2 followed the below agenda:

Agenda	Who
Welcome session	Angela Koepp (Hatch Roberts Day) and Simon Tennent (Suburban Land Agency)
Acknowledgement of Country	Natalie Bishop (Suburban Land Agency)
Workshop 1 Recap	Angela Koepp (Hatch Roberts Day)
Activity 1 and Report Back	All
Activity 2 and Report Back	All
Activity 3 and Report Back	All
Wrap up and outline of next steps in process and thank participants for their engagement.	Angela Koepp (Hatch Roberts Day)

# WHITLAM LOCAL CENTRE COMMUNITY CONSULTATION

## WORKSHOP 2 - REPORT ON WHAT WE HEARD



### WHO ENGAGED

#### A Summary of attendees

Workshop 2 was open to all members of the public and community stakeholders.

Session 2A was offered as a hybrid online and in-person event initially, however, due to lack of sufficient demand for in-person attendance, it was decided to run it online only. It included:

- 7 participants (2 only logged in for 15 minutes)
- 3 of these participated using the Mentimeter platform
- In addition to existing and future Whitlam residents, stakeholder organisations represented included canberra.bike and Molonglo Valley Community Forum

Session 2B was hybrid delivery and included:

- 11 online (3 for 15 minutes or less) and 6 in person attendees
- 7 of these participated using the Mentimeter platform
- In addition to existing and future Whitlam residents, stakeholder organisations represented included Canberra Skateboarding Association and a different representative of the Molonglo Valley Community Forum.

A significant amount of time across both workshops was dedicated to an open and intimate discussion across the entire group of participants.

# WHITLAM LOCAL CENTRE COMMUNITY CONSULTATION

## WORKSHOP 2 - REPORT ON WHAT WE HEARD



### ACTIVITY 1 – PART A

**Aim:** Help us to understand the memorable, likeable, important and challenging aspects of similar centres in Canberra that have gone before. We will focus on characteristics that may be introduced into Whitlam Local Centre.

An overview was provided of four Canberra local centres including amenity, character and Walkscore. These were local centres referenced by the community in Workshop 1 and through online survey feedback. Attendees were asked to document the first words that came to mind for each centre.

### MANUKA



Manuka (Torie Davies Photography)



#### Session A

#### Session B

What are the words that come to mind?



# WHITLAM LOCAL CENTRE COMMUNITY CONSULTATION

## WORKSHOP 2 - REPORT ON WHAT WE HEARD




### NEW ACTON



New Acton (Hatch Roberts Day)



Bike Workshop (NewActon.com.au)



21 Capital Mart (Citynews.com.au)



Parlour Wine Room (Thehappiesthour.com)

What are the words that come to mind?



What are the words that come to mind?



# WHITLAM LOCAL CENTRE COMMUNITY CONSULTATION

## WORKSHOP 2 - REPORT ON WHAT WE HEARD



### CURTIN



Red Brick Espresso (HerCanberra.com.au)



Club Lime (GoodGymGuide.com.au)



Surgery at Curtin (Australia247)



The Statesman Hotel (GDAYPubs.com.au)

What are the words that come to mind?

unattractive  
health hub  
old  
moving vertically  
spacious  
inward facing  
fenced in

What are the words that come to mind?

grocery shopping  
schools aged care near  
near walking trails  
wasted spaces  
limited  
variety  
public square  
busy supermarket  
gym  
quiet  
medical  
future proof  
public toilets  
less facilities

Participant added 'outdated' via the chat function.

# WHITLAM LOCAL CENTRE COMMUNITY CONSULTATION

## WORKSHOP 2 - REPORT ON WHAT WE HEARD



### DENMAN PROSPECT



Denman (Ginette Snow)



Denman (DenmanProspect.com.au)



What are the words that come to mind?

community facilities  
architecture lacks outdoor plaza  
poor cycling connections  
health fitness new views modern  
small density visually appealing

What are the words that come to mind?

variety convenience limited  
where is the open space  
range of amenities  
good use of terrain  
modern style small practical  
faces car park no room to relax outside  
a park is over the road

Participant added 'modern' and 'views invite you to sit a bit longer'

# WHITLAM LOCAL CENTRE COMMUNITY CONSULTATION

## WORKSHOP 2 - REPORT ON WHAT WE HEARD



### ACTIVITY 1 – PART B

Aim: Help us to understand the likes and dislikes within each of these local centres, and how they might be relevant to the Whitlam Local Centre.

Using the overview that was provided in activity one, participants worked through the elements of each centre that they liked and disliked. This activity assists us in understanding how we might create a positive memorable identity for Whitlam Local Centre, promoting it as a destination and 'more than just a supermarket'. The feedback, through comments made on the Mentimeter platform and conversation revealed some important feedback on what community members did and did not want to see at the future Whitlam Local Centre.

## What are your likes?

proximity to play areas  
aspect eg view  
landscaping  
parking  
convenience  
meetingplace  
access by foot or car  
shady outdoor area  
modern kids play area  
walkable  
accessible  
good cafe  
safe  
scenic

# WHITLAM LOCAL CENTRE COMMUNITY CONSULTATION

## WORKSHOP 2 - REPORT ON WHAT WE HEARD



*Note: As there were a small group of participants in workshop 2A, this activity was run as a chat rather than using the Mentimeter platform. Below is a summary of the conversation.*

**Density** can be a positive – many local centres do not have enough volume, and shops end up tired and derelict. Denman is a good example to consider in terms of making sure shops are viable. This isn't a flat site and should be explored (as a comparison for Whitlam Local Centre), but can be hard to compare to many Canberra local centres.

The **Molonglo River Corridor** is a really important feature at Whitlam (sic).

Maintaining **sight lines to views** is important, particularly as suburbs develop – Whitlam presents a great opportunity for this because it is steep.

**Child friendly** and **accessible** places are really important.

**Safe and slow streets**, with areas that allow children to play.

When meeting friends, I will stay a lot longer if it is a **beautiful location** or the shops allow me to look at a **view**. It is important not to be looking at a carpark, like wise **views of nature** are important.

Places to ride **bikes and scooters** are important.

Places that accommodate **fitness** – particularly if there is a **childcare**.

Having easy access to **local health facilities** and General Practitioners.

## What are your dislikes?

loud background accoustic  
boring concrete spaces  
unentertaining no or unclean toilets  
limited parking and space  
limited facilities  
no public space seats run-down  
too much concrete too many apartments  
no shaded areas exclusive  
looking at car parks

*Note: As there were a small group of participants in workshop 2A, this activity was run as a chat rather than using the Mentimeter platform. Below is a summary of the conversation.*

**Feeling boxed in**-particularly when you cannot look out.

When centres are **inward facing**.

Opening onto a **carpark**. It is important that these areas are not high traffic or busy with vehicles.

# WHITLAM LOCAL CENTRE COMMUNITY CONSULTATION

## WORKSHOP 2 - REPORT ON WHAT WE HEARD



### ACTIVITY 2

**Aim:** Help us to understand how you might engage with the Whitlam Local Centre through the eyes of someone else with different needs and expectations.

We reiterated the aspiration for the Whitlam Local Centre to attract and represent community values and encourage gathering. To achieve this, it is important that we put ourselves in other existing and future community members' shoes. To assist with this, we presented four personas of fictional Whitlam Residents described through their demographic and lifestyle characteristics including mobility, family, work patterns and hobbies. Each group was asked to imagine a 'day in the life' as the personas.

*Note: As there were a small group of participants, this activity was unable to be run in workshop 2A. Instead we discussed the different elements that were important to each of the personas throughout their day in how they would interact with the future Whitlam Local Centre.*

### Key insights from the community

#### Discussion across all personas

People's perception of safety differs. If people feel safe within Whitlam Local Centre, they will spend more time there.

People want to spend time at Whitlam Local Centre as a destination, not just somewhere to pick up takeaway or a couple of grocery items.

There are opportunities for Whitlam to emerge as a creative hub, with art, sculpture and landscape that reflects the natural environment.

# WHITLAM LOCAL CENTRE COMMUNITY CONSULTATION

## WORKSHOP 2 - REPORT ON WHAT WE HEARD



### HASSAN

#### What's important to him?

- Places to work in the centre as well as in the home
- Access to the school and easy ability to walk children there
- Play areas
- Slow and safe streets – particularly between school and centre
- All food/grocery needs in one place - variety
- Community gardens
- Places to walk their dog, and dog friendly centre
- Sheltered areas and shading



Task: Write down how the family interacts with the local centre, what times of day they might use amenities there and how long they might stay

#### Hassan

Hassan is a dad and has moved to Whitlam from Belconnen. Hassan is the main carer for his two children, 2 and 5, freelances from home while his wife works fulltime.

He manages school drop-offs, gets the groceries, and stops at playgrounds. He is part of the neighbourhood parent group, and likes to work in a communal garden plot. He also frequents the cafe, and does some professional work from there. He loves to stay active with his children, and is hoping they can soon have a dog.

### LANE

#### What's important to her?

- Ramps can be a part of a journey
- Points of interest along the way
- Safe into the evening
- Places to explore, enjoy and be creative
- Attends the local school
- Enjoys the community garden – and would love recycling options
- Opportunities to busk
- Spaces to study that include wifi and power
- Cheap eats
- Multipurpose community centre
- Parking and activities for her parents to go while they wait for her
- Local businesses that she might be able to work in
- Seating areas
- Potential for a performance area/stage/spaces to hire



Task: Write down how Lane interacts with the local centre, what times of day she might use amenities there and how long she might stay

#### Lane

Lane is 14 and loves to play rock music with her friends. They often rent spaces to practices, and often finish pretty late.

She likes to have a coffee with local friends and is keen to find a part time job for extra income. She doesn't mind studying, but would prefer to do it with friends away from her younger siblings at home. She gets around in her wheelchair and is passionate about helping the environment.

# WHITLAM LOCAL CENTRE COMMUNITY CONSULTATION

## WORKSHOP 2 - REPORT ON WHAT WE HEARD



### DEEPA & JOHN

#### What's important to them?

- Gardens and landscapes as art, sculpture
- Opportunities for pause through the journey
- Opportunities for community-based arts
- Ability to walk around the local centre
- Access to a range of supermarket options
- After-school places to play with their grandchildren
- Activities for all the family
- Arts and crafts they can participate in
- Easy access to a bus stop to visit nearby interests and activities



Task: Write down how the family interacts with the local centre, what times of day they might use amenities there and how long they might stay

#### Deepa & John

Deepa and John have just moved to Canberra, after downsizing to a sustainable, high-energy rated apartment. They're looking forward to spending more time with family who live nearby. They try to keep active, but John has less mobility as he gets older. They're both quite creative and love arts and crafts. They'd like some activities the whole family can enjoy, especially when they help look after their school-aged grandchildren.

### GAYA

#### What's important to her?

- High levels of amenity to balance out her 'urban housing' choice, ie. Apartment or shop-top housing
- Ability to work from home in peace
- Quick takeaway coffee or breakfasts from the centre
- Places to exercise locally and at night safely
- A spot to work outdoors or at the centre



Task: Write down how Gaya interacts with the local centre, what times of day she might use amenities there and how long she might stay

#### Gaya

Gaya is a single professional in her late 20's. She's moved to a microterrace in the local centre with her partner. They both work from home as IT consultants but want co-working opportunities. They're very health conscious - Gaya enjoys yoga and pilates classes, while her partner prefers the gym. With a small courtyard, Gaya likes to have green spaces around her as an extension of her tiny garden - and you can often find her outdoors.

### ACTIVITY 3

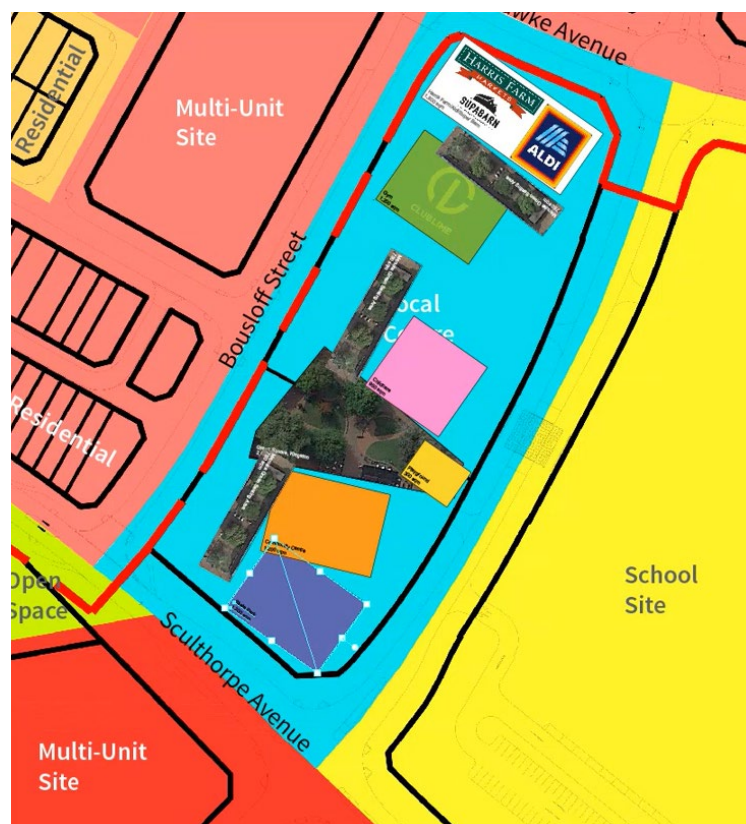
**Aim:** Explore built form and land use potential to achieve a balanced local centre that maximises the opportunities for the community.

This activity invited participants to allocate uses identified by community in earlier exercises onto a map of the site based on priority. Participants worked in small groups to discuss and allocate their preferences. The outcomes of the activity allowed us to discuss priorities as well as locational criteria such as the interface with the school or optimal orientation for sunlight. It was acknowledged that the Whitlam Local Centre is not flat and whilst the activity was two-dimensional for the purpose of simplicity; a three-dimensional vision will be required.

*Note: With a sloping site, it is likely the Whitlam Local Centre will have more than one level. This activity was about building a shared understanding of what amenity could be included in the site, not to build a full picture. Inclusion of specific retail stores does not indicate that these will be tenants at the future Whitlam Local Centre, but are used to demonstrate the types of tenancies and indicative space they would need to establish their presence.*

## Workshop 2A

*Note: Workshop 2A was run as a single group due to the number of participants.*



# WHITLAM LOCAL CENTRE COMMUNITY CONSULTATION

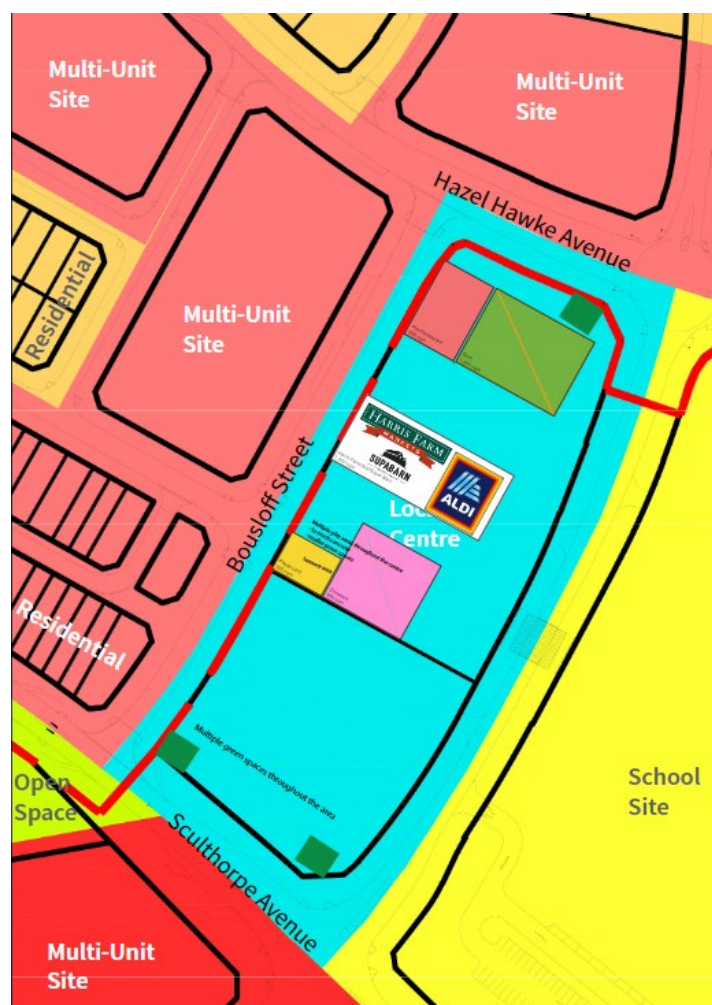
## WORKSHOP 2 - REPORT ON WHAT WE HEARD



### Workshop 2B

*Note: Workshop 2B was split into four groups for this activity.*

#### Group 1



#### Group 2

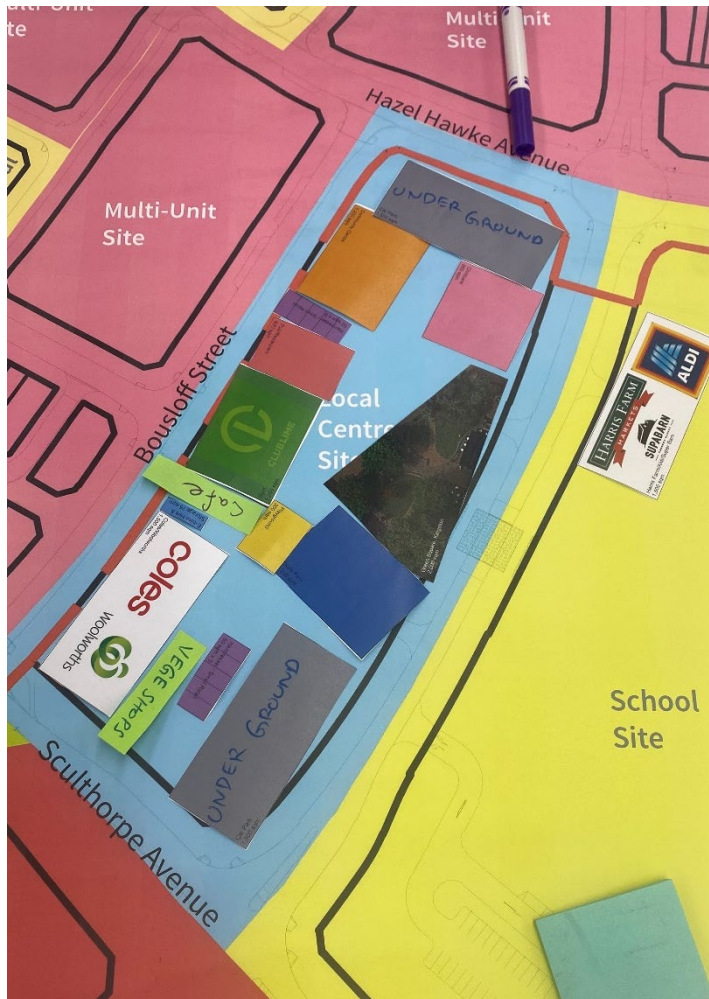


# WHITLAM LOCAL CENTRE COMMUNITY CONSULTATION

## WORKSHOP 2 - REPORT ON WHAT WE HEARD



Group 3



Group 4



### Comments

- We (would) like a Woolworths, Coles, ALDI style supermarket in the local centre.
- Something like Cooleman Court Centre would be good.
- Is there potential to improve the public transport accessibility? It is currently very car-centric. Could there be a future light rail out Molonglo Valley Way?
- Seconding the idea of making a shared pedestrian space and limiting traffic to delivery/essential vehicles.
- If it is not already on your radar, I'd like to flag the not-for-profit [www.strongtowns.org](http://www.strongtowns.org) which have a lot of resources on developing connected, communities with best practice design

# WHITLAM LOCAL CENTRE COMMUNITY CONSULTATION

## WORKSHOP 2 - REPORT ON WHAT WE HEARD



### WHAT'S NEXT?

The key takeaway from Workshops 1 and 2 when taken with the feedback generated from the online surveys and Youth Design Ideas activity and 'Show Us Your Ideas' callout, was a genuine emergence of common themes and community values which have since been termed 'Emerging Place Themes' and will be inputs for discussion at the Whitlam Local Centre Workshop 3.

### WHITLAM LOCAL CENTRE WORKSHOP 3

Builds on what we have heard, articulating some of the emerging themes and testing the place direction with participants.

The session works through the design and place thinking and discusses how this will be incorporated into the design for Whitlam Local Centre to:

- *help us to confirm our understanding of the memorable, likeable, important, and challenging aspects of local precedents*
- *ensure we have captured the ways the community might engage with the Whitlam Local Centre through the eyes of a range of users that have different needs and expectations, and*
- *ensure the community's expectations are incorporated into the next stage of built form and land use to achieve a balanced local centre that maximises the opportunities for the community.*

A key objective is to ensure the community's expectations, needs and priorities are incorporated into the place brief and physical design of the Whitlam Local Centre.

---

# WHITLAM LOCAL CENTRE COMMUNITY CONSULTATION

## YOURSAY SURVEY & COMMUNITY ENGAGEMENT



### YOURSAY SURVEY & COMMUNITY ENGAGEMENT

**The purpose of this engagement was to seek initial input from the local community on their priorities, values and aspirations for the future Whitlam Local Centre.**

This listening report will summarise key findings from the digital methods of engagement provided on the YourSay platform which included an online survey, a Youth Design Ideas activity and Show us Your Ideas web-page. The inputs from these three activities were used to inform the topics covered in a series of workshops, where they were discussed in greater detail with the community and stakeholder groups.



In this report we have documented key aspects and inputs and provided limited analysis. These inputs, along with subsequent workshops has culminated in the future Whitlam Local Centre Place Brief.

### SURVEY

The YourSay Survey was available online from 8 February to 27 March 2022 and provided an opportunity for participants to tell us about their existing local centre use and their thoughts on the future Whitlam Local Centre. The survey consisted of 16 questions which were a combination of select box, rating and free-form answers capturing demographic information about the person, their current use of shopping centres and their views regarding the future Whitlam Local Centre Site. The survey was estimated to take someone approximately 10 minutes to complete. To see all the survey questions, please see Appendix 1.

The below provides a summary of feedback highlights particularly relevant to progressing the design of the Whitlam Local Centre:

- 180 contributions were received in response to the YourSay survey. Of these:
  - 43% described their connection to Whitlam to be current or future residents
  - 25% identified that they would be a regular visitor
  - 25% were looking to buy/move into Whitlam
  - 2% of respondents were representing a stakeholder organisation
- 65% of respondents were aged between 25 and 39 years; 17% aged between 40-54; 12% over 60 years old and 6% between 20-24 years old, and 1% between 15-19. *Note: these figures include rounding.*
- 58% of respondents identified as women, 40% as men, 1% non-binary and 2% opted not to disclose their gender.
- 1% of respondents identified as an Aboriginal person; 2% would rather not say and 97% were not Aboriginal or Torres Strait Islander.
- 75% of respondents lived as either a couple or with children under 12 years of age, 9% lived alone and 9% lived with other adults or extended family.

# WHITLAM LOCAL CENTRE COMMUNITY CONSULTATION

## YOURSAY SURVEY & COMMUNITY ENGAGEMENT



### What people value - *What do you most love about the idea of living in or visiting Whitlam? Required*

179 people provided a response to this question. Below is an indicative selection of comments which are representative of the breadth received through the survey.

Living in Whitlam. Location close to everything. Surrounded by nature and greenery & different to other new suburbs.

Great views, it is on the way to our families so we drive past often and would love to have somewhere to stop for a picnic dinner when it's a nice sunset.

Location, close proximity to outdoor recreation areas such as Stromlo Forest Park. Easy to access into the city and other town centres.

Whitlam is situated very close to both the city and Belconnen which is a desirable location for a new build. Also the great scenic views surrounding the suburb really bring the concept of bush capital to life.

The beautiful surrounds and vistas, the ability to access bike paths to safely navigate around the suburb and get to playgrounds and the local centre.

It's close to country, beautiful scenes and a multi-cultural community.

We love the idea of raising our family in a new, innovative and progressive neighbourhood.

The perfect location, beautiful view.

I love the idea of living in a modern suburb where i don't need to drive away to access critical services, but can use active transport or walk.

The affordable housing options for low income earners!

That it might be a genuine community with opportunity for social innovation.

Living in Whitlam. Location close to everything. Surrounded by nature and greenery & different to other new suburbs.

I love the idea of a strong local community that is inclusive to everyone (First Nation Australians, LGBTIQ+, migrants, etc).

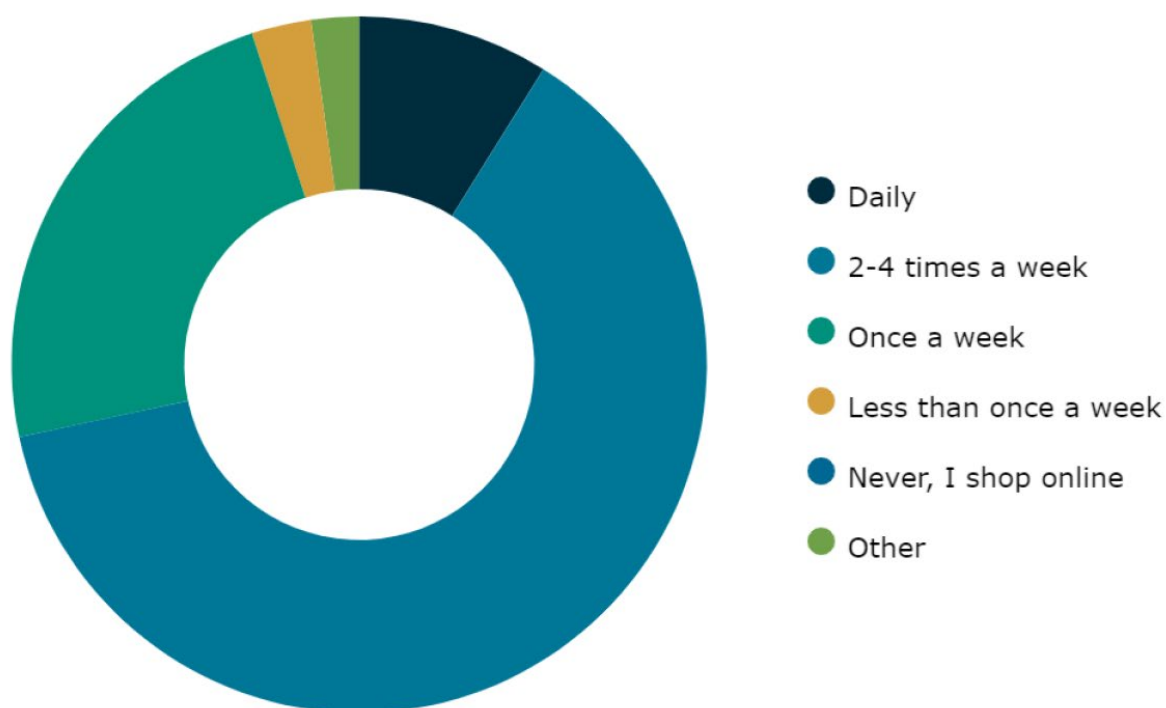
The prospect of having a decent sized supermarket. As the population grows around this area, we really need somewhere to grocery shop as the closest, Weston Creek, is usually very busy and sells out super quickly, being the only large supermarket in the Molonglo Valley.

### Transport - *What is your usual mode of transit to your local shops currently?*

Most people indicated that they drove private vehicles (78%) or walked (43%) to their local shops currently, bike/e-bike/e-scooter or scooter/skateboard was the third most preferred method of transport to local centre (14% combined) with bus or light rail (if available) ranked fourth most preferred (5%.) Respondents could select more than one.

### Visitation - *How frequently, on average, do you visit your local shops? Required*

Nearly 63% visited their existing local centre 2-4 times a week, and a further 23% once a week.



*Frequency of visitation*

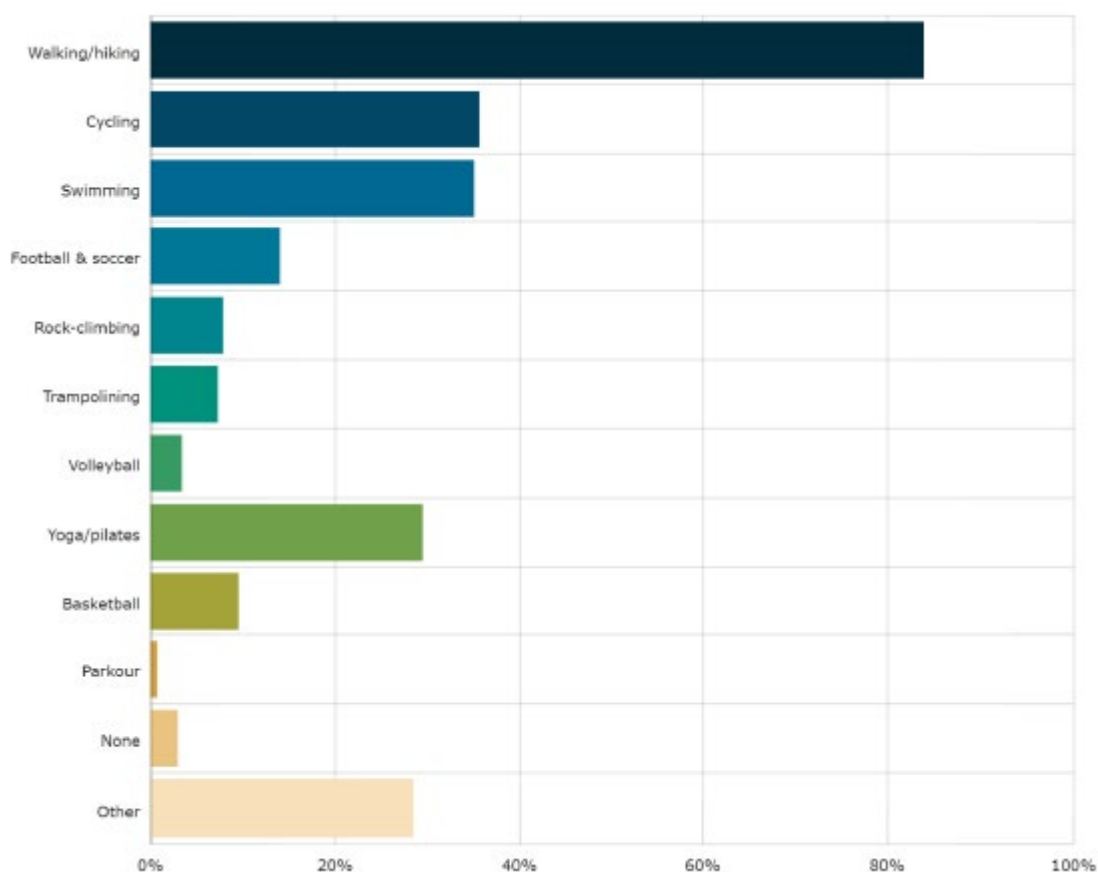
# WHITLAM LOCAL CENTRE COMMUNITY CONSULTATION

## YOURSAY SURVEY & COMMUNITY ENGAGEMENT



### Sports and recreation - *What types of sports or recreation do you participate in - if any?*

- Respondents selected the sporting and recreational activities they participated in and could select up to seven choices. The most common responses were walking/hiking (84% combined), cycling (36%), swimming (35%), and yoga/Pilates (29%). Responses included in 'other' included gym, tennis and skateboarding.



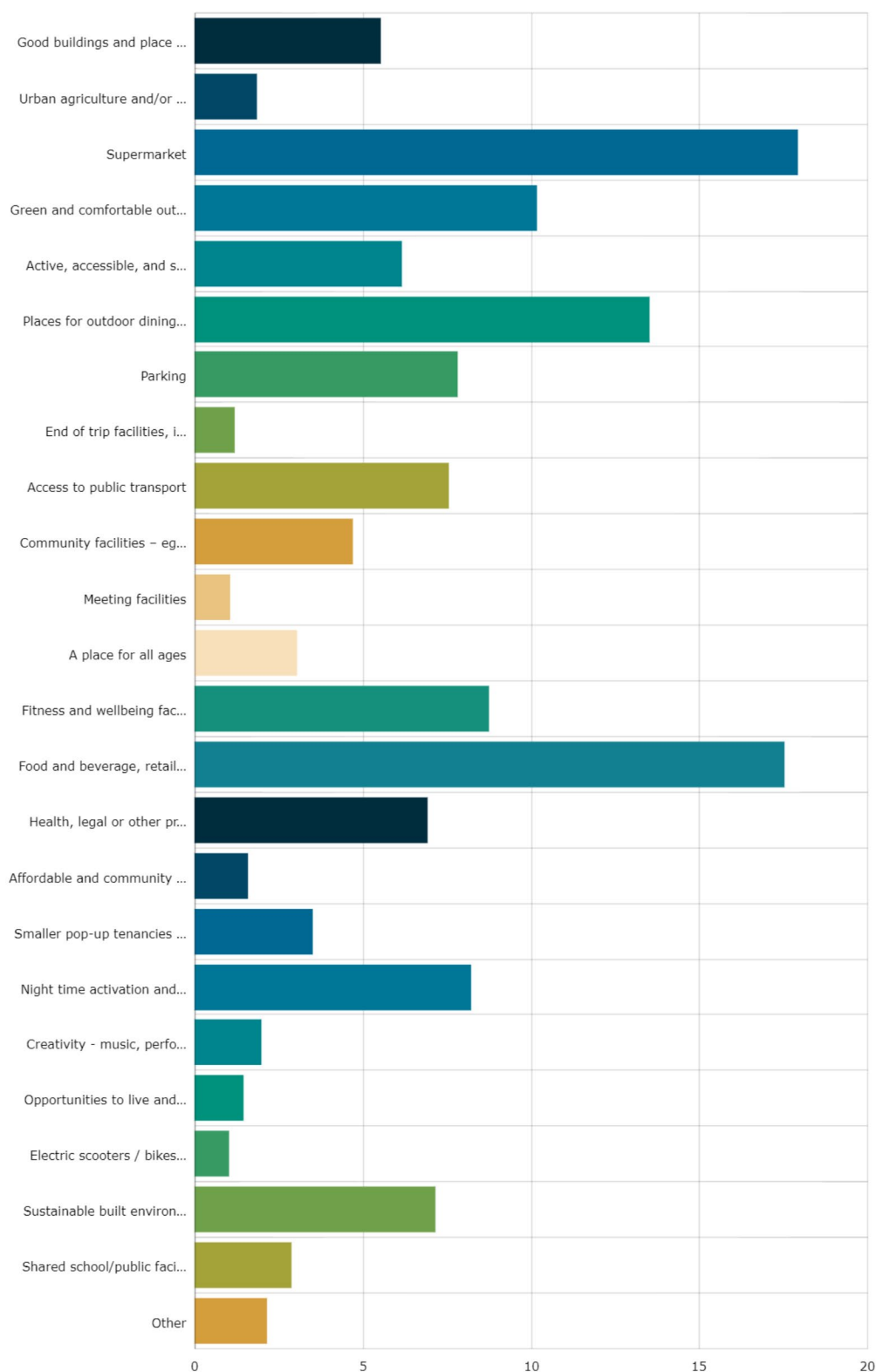
Bar graph showing sports and recreation preferences

### Amenities - *Thinking about great local shopping centres, what elements do you most value for this site? Choose up-to 7 and rank these in order (1 being the most valued, 7 least).*

The ten elements most valued by respondents were: supermarkets; food, beverage, retail and recreation offerings; places for outdoor dining; green and comfortable outdoor spaces; fitness and wellbeing; night-time activation and late night food choices; parking; sustainable built environment; access to public transport; active, accessible and safe streets for pedestrians including crossings followed close behind.

# WHITLAM LOCAL CENTRE COMMUNITY CONSULTATION

## YOURSAY SURVEY & COMMUNITY ENGAGEMENT



Bar graph showing elements respondents valued most

# WHITLAM LOCAL CENTRE COMMUNITY CONSULTATION

## YOURSAY SURVEY & COMMUNITY ENGAGEMENT



**Challenges - *What are the challenges you see in developing this site? Select up-to three challenges that you can identify (note: this skews the percentages).***

Car parking (16%), traffic impacts (12%), maintaining connection with the natural environment (10%), access to regular public transport (10%) and good building and place design (9%) were the top-five challenges identified by participants.

**Outdoor elements - *When thinking about outdoor spaces that could be included for this site, please select up-to 3 preferences (note: this skews the percentages).***

The five most important outdoor elements as recorded by respondents were tree canopy and shade (69%), outdoor eating areas (67%), followed by grassed areas and play spaces (53%), then sitting areas (32%) and water play areas (27%).

**Community facilities - *This site may allow inclusion of community-focused facilities, infrastructure or services. What community-focused inclusions would you prefer for this site? Please select up-to 3 (note: this skews the percentages).***

Health services (62%), children's play facilities (52%), general outdoor space (43%), childcare (39%) and community activity centres (32%) were the top-5 preferred community facility choices.

Children's  
play  
facilities  
Childcare  
Community  
activity  
centre  
Health  
services  
General  
outdoor  
space

Wordle of the top-5 preferred community uses

# WHITLAM LOCAL CENTRE COMMUNITY CONSULTATION

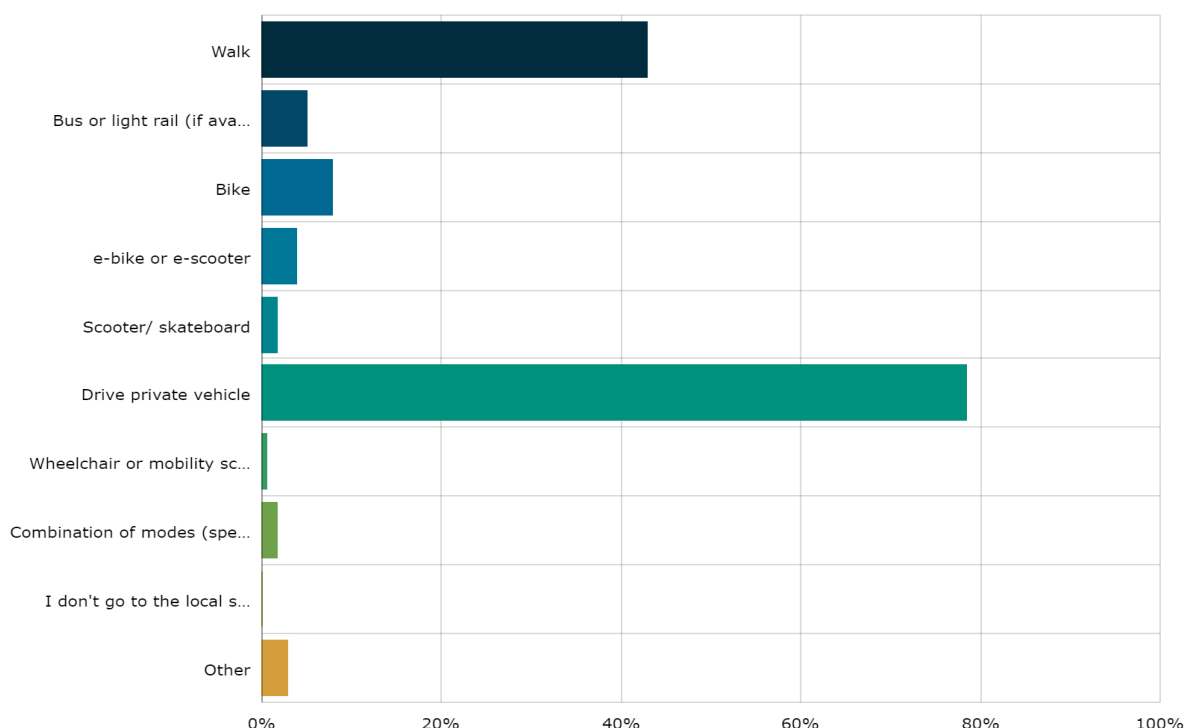
## YOURSAY SURVEY & COMMUNITY ENGAGEMENT



### **Future transit - What mode of transport would you use to visit or get around the Whitlam Local Centre? (rank in order of most frequent)**

Respondents said they typically drive or walk to their local centre, while bike, bus, e-bike/e-scooter, scooter/skateboard, wheelchair/mobility scooter, or a combination of modes were chosen much less frequently.

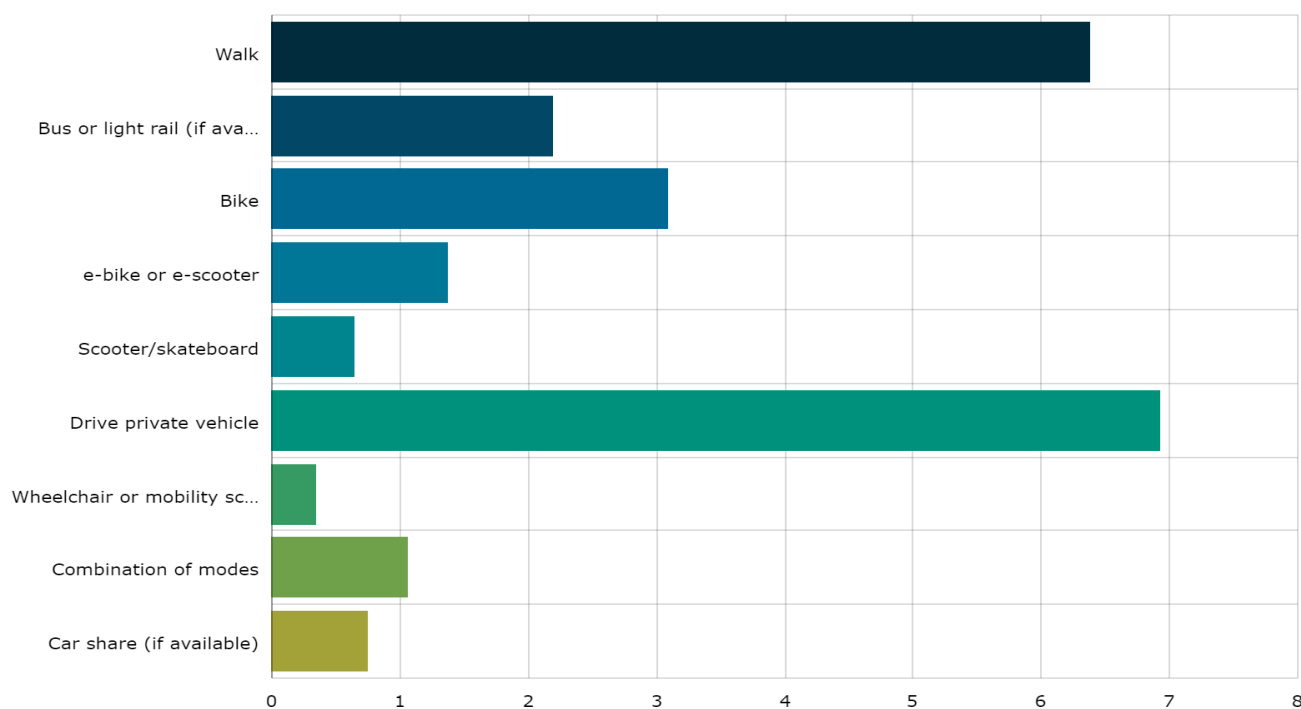
At the future Whitlam Centre, people would still use their private vehicles and walk predominately, however there was a higher frequency of bike, bus or light rail (if available), and e-scooter/e-bike choices.



*Bar graph of usual mode of transport used for current local shops*

# WHITLAM LOCAL CENTRE COMMUNITY CONSULTATION

## YOURSAY SURVEY & COMMUNITY ENGAGEMENT



*Bar graph of mode of transport which would be used to visit or get around the Whitlam Local Centre*

# WHITLAM LOCAL CENTRE COMMUNITY CONSULTATION

## YOURSAY SURVEY & COMMUNITY ENGAGEMENT



### General Feedback - *Do you have any other feedback about the development of the site?*

There were 88 responses to this question. Below is an indicative selection of comments which were received as other feedback through the survey. All responses are available at Appendix 2.

It would be great to see Whitlam developed as a kid friendly suburb with lots of entertainment for children and families. With many young families moving to the area it would be great for the town centre to have plenty of dining choices, indoor play centres for kids and for the town centre to feel bustling and Modern with lots of entertainment options and convenience to bring people in.

Cafe/meeting place for social groups and young families would be great.

Please allow enough parking and free parking for up to an hour similar to Jamison centre! Please also put a coles rather than Woolworths, it will bring many from Denman over who don't want to go to Woolworths in Cooleman Court.

It would be great if there is walk-in center and child-care center (sic).

Skateboarding seems to be a growing sport with a very inclusive mind set, pump tracks are also multi use; scooters, bikes, skateboards and various age groups so a pump track would be worth considering.

I would love to see more child and family friendly outdoor set ups such as BBQ areas for residents to enjoy. Including a full size basketball court as I can see Whitlam currently only has a small sized court. I would love to see a range of local shop options that includes a woolworths, coles or an Aldi. Also to see a range of small business cafes and restaurants for locals to support.

It's important that significant ground space is not allocated to car parking. This should be basement level to allow maximised surface area for other uses (shops, outdoor dining, open green space).

When developing these new suburbs. I think it is very valuable to have locals shops with a fenced playground area close by. Additionally, the blocks should be organised to ensure that the houses face north (no driveways on the northern side) and they're designed to use natural light and heat to keep them warm and cool with correct materials. Lastly, cul-de-sacs are wonderful for young children and should be standard practice.

The sunset views from this spot are gorgeous, open space/ picnic tables should take advantage of the view.

# WHITLAM LOCAL CENTRE COMMUNITY CONSULTATION

## YOURSAY SURVEY & COMMUNITY ENGAGEMENT




### YOUTH IDEAS

In order to gather ideas from young people who will engage with the future Whitlam Local Centre, we ran a Youth Ideas activity. The activity provided an opportunity for young people to create an image of their choice to represent ideas for the future Whitlam Local Centre. This could be a photograph, drawing, collage, or any other pictorial or written representation. This was promoted to schools and service providers working with young people in the region.

The Youth Design Ideas activity was invaluable in gaining perspective of what the future of users of the Local Centre would like to see there. 13 contributions were received in total online and via the Molonglo Valley Community Forum (MVCF) Multicultural Day.

A place to skate was a popular request by the young people who responded to the youth design ideas activity, along with playgrounds, water play, free performance spaces and open areas for yoga, art classes and eating ice cream.

A sample of submissions is below:



A submission from Ella



A submission from Spencer



A photo submission from Paddy


# WHITLAM LOCAL CENTRE COMMUNITY CONSULTATION

## YOURSAY SURVEY & COMMUNITY ENGAGEMENT



## SHOW US YOUR IDEAS

The 'Show Us Your Ideas' activity on the YourSay website was also available to allow people to share comments and images with their ideas. 5 people submitted ideas this way.




**An Architecturally Designed Childcare Centre**

Posted by DanielHall | 3 months ago

Childcare Centre

WOULD LOVE TO SEE THIS

0 Likes 0 Comments




**Large outdoor BBQ areas**

Posted by monique\_brouwer | 3 months ago

Large outdoor BBQ covered spaces are limited in Canberra. Communities need places to gather. If not for Whitlam, maybe the next stage of the MV?

WOULD LOVE TO SEE THIS

2 Likes 0 Comments




**Local shops - lessons to be learned**

Posted by Marcelo | 3 months ago

If the new local shops planning people just avoid the fiasco of the local Coombs shops it would be a good start. Please ACT Government, learn from the bad lessons from Coombs shops and do not repeat it. That's all I want to say. Thanks

GOOD TO AVOID THIS

0 Likes 1 Comments




**Leafy outdoor dining areas**

Posted by Ryan1992 | 3 months ago

The local centre at the Gungahlin suburb of Forde features accessible, comfortable spaces for outdoor dining.

WOULD LOVE TO SEE THIS

3 Likes 2 Comments



**A place to be...**

Posted by monique\_brouwer | 3 months ago

Ensure the shops are a community asset.

WOULD LOVE TO SEE THIS

2 Likes 0 Comments

## WHAT'S NEXT?

Through the community consultation workshops, we will start to articulate and further explore some of the emerging themes that came through in these digital inputs. This will:

- *help us to confirm our understanding of the memorable, likeable, important, and challenging aspects of local precedents*
- *ensure we have captured the ways the community might engage with the Whitlam Local Centre through the eyes of a range of users that have different needs and expectations, and*
- *ensure the community's expectations are incorporated into the next stage of built form and land use to achieve a balanced local centre that maximises the opportunities for the community.*

A key objective of this engagement work is to ensure the community's expectations, needs and priorities are incorporated into the place brief and physical design of the Whitlam Local Centre.

## APPENDIX 1

### Survey questions

# Whitlam Local Centre - Online Survey

Home / Whitlam Local Centre / Whitlam Local Centre - Online Survey

Closed

## Whitlam Local Centre Survey

We are seeking input from the local community on their priorities, values, and aspirations for the Whitlam Local Centre. This survey closes on 27 March 2022

### About You

What is/will be your connection to Whitlam Required

- ☐ Resident
- ☐ Regular visitor
- ☐ Looking to buy/move into Whitlam
- ☐ Representative of a stakeholder organisation
- ☐ Other (please specify)

Age Group Required

Gender

Do you identify as Aboriginal or Torres Strait Islander? Required

- ☐ Yes - Aboriginal
- ☐ Yes - Torres Strait Islander
- ☐ I'd rather not say
- ☐ No
- ☐ If you answered yes and would like to share which language groups you represent please do so here

What best describes your household? Required

What do you most love about the idea of living in or visiting Whitlam? Required

What is your usual mode of transit to your local shops currently? Required

- ☐ Walk
- ☐ Bus or light rail (if available)
- ☐ Bike
- ☐ e-bike or e-scooter
- ☐ Scooter/ skateboard
- ☐ Drive private vehicle
- ☐ Wheelchair or mobility scooter
- ☐ Combination of modes (specify in other)
- ☐ I don't go to the local shops
- ☐ Other (please specify)

How frequently, on average, do you visit your local shops? Required

- ☐ Daily
- ☐ 2-4 times a week
- ☐ Once a week
- ☐ Less than once a week
- ☐ Never, I shop online
- ☐ Other (please specify)

**What types of sports or recreation do you participate in - if any? Required**

- ☐ Walking/hiking
- ☐ Cycling
- ☐ Swimming
- ☐ Football & soccer
- ☐ Rock-climbing
- ☐ Trampolining
- ☐ Volleyball
- ☐ Yoga/pilates
- ☐ Basketball
- ☐ Parkour
- ☐ None
- ☐ Other (please specify)

## About the Whitlam Local Centre Site

The 1.8-hectare Whitlam Local Centre site is located in Whitlam Stage 3 and will provide up to 5500 residents with a distinctive mixed-use precinct that embodies best practice in contemporary design. It will offer commercial, community and potentially residential use, along with a generous public realm providing places for people to connect.

Providing the local community with a high-quality built environment, Whitlam Local Centre will make the most of its location which includes views out to the Brindabellas. Bounded by Sculthorpe Avenue, Bousloff Street, Hazel Hawke Avenue and Alice Moyle Way, the site is located opposite a future Government School site.

We are seeking input from the local community and stakeholders on the values, aspirations and priorities for the centre to inform a place brief and to guide future development. Imagine yourself here in 2, 5, 10 years time...

**Thinking about great local shopping centres, what elements do you most value for this site? Choose up-to 7 and rank these in order (1 being the most valued, 7 least).**

Health, legal or other professional services	1
Urban agriculture and/or publicly accessible communal growing spaces	2
Fitness and wellbeing facilities	3
Community facilities – eg arts, makers spaces, a share library	4
Shared school/public facilities	5
Smaller pop-up tenancies for entrepreneurs and small business	6
Affordable and community housing	7
Green and comfortable outdoor spaces and flexible shaded seating	
A place for all ages	
Other	

Meeting facilities	⋮
Food and beverage, retail, and recreation facilities	⋮
Electric scooters / bikes & charging stations	⋮
Active, accessible, and safe streets for pedestrians including crossings	⋮
Supermarket	⋮
End of trip facilities, including safe and accessible access for bicycles including safe storage options	⋮
Opportunities to live and work (housing that offers work spaces or connected office space)	⋮
Places for outdoor dining, community gatherings, celebrations, markets and similar	⋮
Night time activation and late night food choices	⋮
Sustainable built environment (ie. Green walls and roofs, energy-efficient buildings, etc)	⋮
Good buildings and place design	⋮
Creativity - music, performances, artists	⋮
Parking	⋮
Access to public transport	⋮

If you answered Other to the above question please specify here

--

What are the challenges you see in developing this site? Select up-to three challenges that you can identify

- ☐ Community facilities
- ☐ Maintaining connection with the natural environment
- ☐ Pedestrian and bicycle access
- ☐ Incorrect location for this site
- ☐ School and local centre interface
- ☐ Good building and place design
- ☐ Car parking
- ☐ Access to regular public transport
- ☐ Connecting with the urban environment
- ☐ Availability of affordable housing
- ☐ Maintaining/building on green/open spaces
- ☐ Building forms respond to steep slope
- ☐ Traffic impacts
- ☐ Providing accessible pathways on a steep site
- ☐ Other (please specify)

**When thinking about outdoor spaces that could be included for this site, please select up-to 3 preferences:**

- ☐ Tree canopy and shade
- ☐ Outdoor eating areas
- ☐ Communal growing spaces
- ☐ Grassed areas and play spaces
- ☐ Sitting areas
- ☐ 'Working' areas, including WIFI
- ☐ Learning landscapes
- ☐ Water play areas
- ☐ Sandpit
- ☐ Other (please specify)

**This site may allow inclusion of community-focused facilities, infrastructure or services. What community-focused inclusions would you prefer for this site? Please select up-to 3**

- ☐ Spaces for the creative industries
- ☐ Health services
- ☐ Children's play facilities
- ☐ Cultural facility
- ☐ Community activity centre
- ☐ Childcare
- ☐ Religious associated use
- ☐ Supportive housing
- ☐ General outdoor space
- ☐ Aged care services
- ☐ Other (please specify)

**What mode of transport would you use to visit or get around the Whitlam Local Centre? (rank in order of most frequent)** Required

Walk	⋮
Bus or light rail (if available)	⋮
Bike	⋮
e-bike or e-scooter	⋮
Scooter/skateboard	⋮
Drive private vehicle	⋮
Wheelchair or mobility scooter	⋮
Combination of modes	⋮
Car share (if available)	⋮

## General Feedback

**Do you have any other feedback about the development of the site?**

## Go into the draw to WIN a prize

If you would like to go into the draw to WIN one of three \$50 gift vouchers please enter your contact details below. Winners will be selected at random after the close

Enter your contact details below. Winners will be selected at random after the close of the survey. Entry into the draw is optional.

**First Name**

**Last Name**

**Email address**

**Phone number**


**Submit**



#### **Acknowledgement of Country**

We acknowledge the Traditional Custodians of the ACT, the Ngunnawal people. We acknowledge and respect their continuing culture and the contribution they make to the life of this city and this region.

[Feedback](#) [Contact us](#) [Jobs](#) [Emergency Services](#)



[Privacy](#) [Disclaimer](#) [Copyright](#) [Terms of Use](#) [Moderation](#)

[Log In to Site](#)



**YOUR SAY**

**Access  
Canberra.**



**POWERED BY  
The HiVE**

# WHITLAM LOCAL CENTRE COMMUNITY CONSULTATION

## YOURSAY SURVEY & COMMUNITY ENGAGEMENT



### APPENDIX 2

Free text responses to survey question - Do you have any other feedback about the development of the site?

It would be great to see Whitlam developed as a kid friendly suburb with lots of entertainment for children and families. With many young families moving to the area it would be great for the town centre to have plenty of dining choices, indoor play centres for kids and for the town centre to feel bustling and Modern with lots of entertainment options and convenience to bring people in.
Something similar to Casey Market Town would provide a great balance of shops, facilities and services to the community.
Please allow enough parking and free parking for up to an hour similar to Jamison Centre! Please also put a Coles rather than Woolworths, it will bring many from Denman over who don't want to go to Woolworths in Coolman Court.
It's important that significant ground space is not allocated to car parking. This should be basement level to allow maximised surface area for other uses (shops, outdoor dining, open green space, etc.).
My feedback on the site and suburb generally is that everything looks really promising, but it's all tailored to affluent couples with double incomes and children. Accordingly, I fear the community site will reflect this demographic to the exclusion of everybody else. I am not in the income range that needs affordable housing, but there's no way as a single person I could afford to buy or maintain a \$1m-plus home, nor would I want to rattle around in a huge mansion on my own. Currently, I feel like I am excluded from Whitlam, which is ironic given who it is named after.
I also urge the Mingle organisation to consider other ways of engaging people with the community who don't fit into the normative, hetero, married, non-disabled, wealthy demographic you currently target. Turning up to things that, even though they look interesting, are explicitly not for people like me is not my idea of fun. As a result, I didn't participate in any Mingle events in Coombs and barely know anyone in my community. It's actually led me to fear for my safety now that a dangerous criminal is renting the place next door. I believed the hype and bought here because I thought it would be a safe place with a focus on building community. People who are not in your target demographic have just as many valuable contributions to make to the community - in fact, the evidence shows they make more contributions than people who are busy raising families. Please don't exclude these people in Whitlam like you did in Coombs.
Don't forget the fundamentals of Canberra shops: a good supermarket, lots of parking, plenty of trees/grass areas, access to retail and professional services.
As mentioned above I wish SLA prioritise family who hasn't purchased a land yet in Whitlam in the future ballots.
Skateboarding seems to be a growing sport with a very inclusive mind set, pump tracks are also multi use; scooters, bikes, skateboards and various age groups so a pump track would be worth considering.
I'd love for it to be similar to the Manuka precinct. Competitive food, cafe, bar etc. landscape.
Recommend food outlets that won't attract after school rush from school. Traffic, safety concern.
Cafe/meeting place for social groups and young families would be great.
I would love to see more child and family friendly outdoor set ups such as BBQ areas for residents to enjoy. Including a full size basketball court as I can see Whitlam currently only has a small sized court. I would love to see a range of local shop options that includes a Woolworths, Coles or an Aldi. Also to see a range of small business cafes and restaurants for locals to support.
A unique local centre that can attract people from all over Canberra to come and enjoy.
When developing these new suburbs. I think it is very valuable to have local shops with a fenced playground area close by. Additionally, the blocks should be organised to ensure that the houses face north (no driveways on the

# WHITLAM LOCAL CENTRE COMMUNITY CONSULTATION

## YOURSAY SURVEY & COMMUNITY ENGAGEMENT



northern side) and they're designed to use natural light and heat to keep them warm and cool with correct materials. Lastly, cul-de-sacs are wonderful for young children and should be standard practice. 🙏
Must be completed on time with super market and facilities for kids. Friendly family environment.
No
It would be great if there is walk-in center and child care center
It looks like there are not many trees and it will end up being yet another soulless little box suburb. Please incorporate an aged care facility. Hammondcare are much needed in Canberra
The sunset views from this spot are gorgeous, open space/ picnic tables should take advantage of the view.
Making the pathways and access mobility friendly - in contrast with many canberra shops and precincts
I would love a supermarket, cafe, restaurant/pub, florist, hair or nail salon, pharmacy. Something like Denman shops with a bit of everything
Please make cricket net. My kids are looking for cricket net in whitlam.
Connecting Whitlam to other areas of Canberra via Light Rail should be a high priority. The certainty of knowing Whitlam will be a part of the Light Rail network will create certainty for homeowners and businesses fueling the growth of the area.
Safe environment for kids to go to school ie no public housing close by or public facilities. Plenty of green space and outdoor seating for all ages.
The design would have to work really well when making it a safe environment for the kids who attend the primary school next door. I wouldn't necessarily be comfortable as a parent with various public housing or similar nearby. This would have to be seriously considered for me to consider sending my child to this school.
We would love to see an advanced recycling centre, to emphasise Whitlam's commitment to the environment (e.g. centre to recycle soft plastics, batteries, etc)
1) Supermarket x2: Woolies/Coles + Aldi 2) Gyms x2: Fernwood/ any women's only + mixed 3) At least 2 cafes + Bakehouse/Patisserie + restaurants on either side of common green space (similar to Manuka) 4) Share Library + Community Hall (with outdoor BBQ area and seating) 5) Open space for pop ups, musicians, art etc 6) Medical Centre
1,2,6 and other retail can go on to the first floor (higher levels) of buildings as they don't require outdoor space.
Ground floor areas should have a good vibe similar to Forde (best suburb imo) or Manuka
Fingers crossed it is better developed than Coombs shopping centre (or lack there of) which is why I'm interested in Whitlam's.
L
More Multi sport facilities are needed in the ACT
Don't destroy the natural beauty that surrounds this site. The higher density living in the Molonglo valley make natural spaces precious and important for physical and mental well-being. Don't let developers just grab what they want. Listen to the community. We want access to the natural surroundings.
No
Can we please get a normal take away for the Molonglo region.
Ample parking and adequate traffic flow management must be considered. Also the consideration of the number of people that will use the site given the scarcity of resources in Molonglo. The Coppin Crossing bypass MUST be completed ASAP to keep this community connected to Molonglo
Plenty of green space and trees

# WHITLAM LOCAL CENTRE COMMUNITY CONSULTATION

## YOURSAY SURVEY & COMMUNITY ENGAGEMENT



Location seems to not be the best place. I feel a town centre located at the entry into Whitlam stage 1 would have been more appropriate.

Integrate skateboarding facilities into public spaces, rather than actively excluding them

Generally family focus would be great - but also bars for local nightlife/food!

Please respect the natural environment in the design of the space with lots of trees, open spaces and parks.

It really needs public toilets, including disabled access. No surrounding suburb has this.

Having a site that is flexible for use to change as community needs change seems super valuable. Young families may be needing health services, child care etc. If the space is one where people can come together to share their skills and needs the space may not literally need to provide care, but rather can be a design space for how the community will meet its needs. Similarly for aged care and disability care - if the space can help connect people to services and create new services then people in whitlam can meet other people in whitlam to find solutions. Stimulating grassroots solutions to community needs would be amazing.

It is vital to orient the development sensibly so outdoor spaces for gathering, recreation or eating etc are on the north side of buildings not cold windy south (Like Jamison) or blistering west.

Ensure planting of some more native veg - most street trees so far appear to be exotic, ensure underlayer planting for small bird habitat.

Enable the development of significant shops at least one supermarket so that Jamison doesn't end up with all the cars and residents shopping there.

Make sure the entire Whitlam development is adequately serviced with public transport connecting to Belconnen and directly to City and linked in to safe bike pathways not on road

Please keep:

1) Vegan and Vegetarian dedicated restaurant or fast food shop, or least restaurants which can offer vast variety of vegan and vegetarian food along with Non vegetarian choices.

2) please promote local Whitlam residents to buys or rent and run some shops at least , this will give more sense of community belonging and dedication by shop owners. Should not be a failure like Coombs shopping centre.

3) A lot of new residents in Whitlam are young families with growing kids. Please keep speed limit of 50 KMH (or below) across all roads , ways, Avenues in Whitlam.

4) please keep local Medical Centre and Fish and chips/ Dominoes/ Barber Shop/ Kumons study centre/ chemist shop/ liquor shop

Sounds promising to have a local centre that wants to engage with the community!

Please make this space green, communal, and with character. Not another soulless, grey, Westfield. It would be really nice if this centre blended in with the environment and had lots of communal outdoor areas that are shaded and where actual community activity takes place, not just another privatised, artificial shopping mall.

Places for pets/ good walking trails

Most important is that we consider squash courts.

A coles or woolworths is highly desirable. Two storey contemporary design allow loading dock for supplies. Escalator towards 1/F. Al-fresco style outdoor dining area with views to nature.

Please include a fuel station 7 Eleven, and some fast food offerings

Would like to avoid using the available community space for religious affiliated buildings and sites.

Concerned about the traffic implications of having both a School and a major community shopping precinct on the same street.

# WHITLAM LOCAL CENTRE COMMUNITY CONSULTATION

## YOURSAY SURVEY & COMMUNITY ENGAGEMENT



I think it is really important to attract and retain the right businesses for the area so it is up and running soon after the majority of residents move in. Things such as a good coffee shop, pub/wine bar and supermarket are often the things people need immediately along with health services e.g. gym and doctors practice/medical centre. The other thing I would like to mention is to try and maintain or develop good walking tracks nearby to really enjoy the view and lifestyle of living in Whitlam.

Invest in actually getting good local shops (cafe, restaurant). Use native plants

I think a skate park would be great. Especially one that caters for roller skaters and bladers. There's a resurgence in roller skating and there's not many places that are good to practice on for beginners.

Yes they need it now not in Stage 3.

New suburbs are continually being built around Canberra. We've not had a new skatepark to accommodate that growth in over a decade. Skateparks are heavily used by a wide age demographic and have very low maintenance costs.

Sports ovals and basketball courts are in abundance but there is a lack of new skate friendly spaces, and often a complete omission of them when new public spaces are built.

The road into Whitlam from Molonglo is far too narrow and unlikely to be feasible for regular cyclists, scooters etc. the bridge across the river is no longer suitable for the vast increase in population in the Molonglo valley and will serve to cut off Whitlam from the rest of Molonglo on rainy days when the river is too high. How will this work for children coming from Whitlam to school in Denman? Please consider the road infrastructure prior to building a new centre.

I highly value cycling connections between Belconnen, Whitlam and the south of the Molonglo Valley without having to ride on the road. Roads are unsafe for cyclists due to the high speed of motorists, and it is also not consistent with Austroad recommendations. Separate, uninterrupted cycle paths are necessary between Belconnen and Whitlam. These paths do not exist. The local shops and school in Whitlam make these connections even more important. Priority crossings are required around the shops and school to protect vulnerable road users, including cyclists.

Please consider disability and mobility people and how hard it is for us to access most public spaces, including shops.

Need accessible pathways - wide, flat, no steep inclines, no steps.

Plenty of disability parking and close to main entrances. And wide disability parking.

Well lit and safe for us to access.

Wide shop entrances, wide aisles, open areas where we are safe and able to access cafes and fit wheelchairs.

Needs a supermarket that actually operates. Good integrated design, not like Combs or Wright!

make it friendly for pedestrians

Would love to see some affordable cafes/ restaurants, supermarket if possible and some health care services such as doctors/dentists/physios etc. I don't live in Whitlam but live in a suburb close to Whitlam, therefore some takeaway shops would also be really nice 😊

Whitlam was a horrible decision for a suburb to be placed. Whilst the rest of Molonglo makes sense, this side of the arboretum does not. It has ruined the landscape

As with other areas of Molonglo, Whitlam will look like a factory zone, which is very noticeable coming out of Belconnen. The reason being all the buildings are boring grey colour with no visible vegetation/trees and is a complete eyesore!

A mini food court would be amazing for the Molonglo valley. A huge outdoor cafe next to a play area would be incredible. Add in a water play area and people will come for miles and want to live in Whitlam. Would love to see a non standard supermarket like a Supabarn or if not an indoor facility with local farmers stalls all week long/ market. Make it really cool not a carbon copy of everywhere else. Happy to discuss contact details below

# WHITLAM LOCAL CENTRE COMMUNITY CONSULTATION

## YOURSAY SURVEY & COMMUNITY ENGAGEMENT



Just do not repeat what happened at wright and coombs. Develop early!
Build a combined library / community Center That can be used after hrs as well as 9-5 pm
I would appreciate enormously the supermarket choice to be Superbarn! A fitness facility like Club lime (platinum would be amazing!) I love the idea of a water play area for kids!!!! Be bold! Be different!! I would travel to take my kids to a decent water play playground area! Other than that, Keep up the incredible work!! I'm so excited to move in! I love being in the suburb even now! The views are sensational and I'm I love with the choice of trees!
Please co-locate the supermarket, childcare and a gym. The primary school 500 if possible. It is so hard being a single mother juggling pick up and errands getting in and out of the car with little ones. Please have a fully fenced playground with plenty of shade and seating for family picnics. A section with grass or rubber matting for mummy boot camp would be nice too. Please connect the suburb with wide paths so two prams can fit side by side or a mum and a toddler on a bike
Please make parking easy and free. I avoid paid parking like the plague!
Please make sure it has the basics for survival including coffee, a super market and affordable takeaway.
Very important to provide generous space around the school / local centre because of drop off and pick up routines of school families. Observation of Fraser School situation should not be replicated, given we have the opportunity get this "right". Parking areas could be covered with solar panels to provide shade to shoppers. If no underground parking, perhaps consider parking on top of the suburban centre.
Looking forward to all these great facilities and moving in to the suburb!
I'd really like to see something similar to the lawns in zmanuka with a range of cafes and outdoor dining under a canopy of trees, also a range of restaurants to buy to frequent or buy takeaway from. Most important is a large supermarket with undercover parking and a post office.
Please learn from both the positive and negative outcomes elsewhere in Molonglo Valley suburbs.
Create community facilities that are indoors so the community can meet regularly (during winter). Create placemaking through good design. Include design aspects such as pauses, green spaces, deep-rooted trees and alfresco dining areas.
Create large outdoor BBQ pavilions to cater for the multicultural nature of these new suburbs.
Schools are not community facilities.
Please don't let it turn into coombs shops.
It is important to include businesses that make it a vibrant hub. For example in Wright and Coombs people are still waiting for that to eventuate 10 years after residents move in.....that is too long. Need a couple of restaurants and coffee shops to make it a meeting place for residents would be great if these could be in elevated positions taking in the view. A bakery and supermarket is also essential with good parking with protection from the elements.
We live in Coombs and have very limited services around. Most times we use Colman court and Woden facilities. The new sunburns desperately need good local infrastructure, including spaces for local businesses and beverages public facilities (library, health points, childcare, clothing outlets, grocery shops, parks, etc)
I think that there is a major need for a shopping centre in the Molonglo area, probably not in Whitlam as it is very close to Belconnen mall. Cooleman court is way too busy and not enough car parks. This has been a major oversight in developing this area.
There shouldn't be rows of car parking between the road and the shops. Instead parking should be behind or underground to ensure a calmer and safer environment for pedestrians. Public transport should be located near

# WHITLAM LOCAL CENTRE COMMUNITY CONSULTATION

## YOURSAY SURVEY & COMMUNITY ENGAGEMENT



shop entrances and pedestrian crossings to be convenient and safe. The area should be walkable without having to give way to traffic.

The success of the Whitlam local centre will depend on the quality of the spaces designed for people, not the quantity of spaces provided for private motor vehicles.

I would like it to be accessible (sufficient parking and due care for access via various transport modes) while being conscious of the future primary school. I would like it to look cohesive and organised (denman shops are a nice example of the stores having similar signage styles and colours on the exterior). I want it to serve most of our day to day needs - a full supermarket is a must, hairdressing/barber, post office, nighttime and daytime food options, maybe a variety store. Well lit, must feel safe, be welcoming.

I would like to see the mistake of the Denman Shops avoided, where the carpark is simply too tight/not enough space.

Also, we need to make sure we are not including big corporate food retailers that cheapen the shops, like McDonald's etc.

Also I'd love to see some awesome health places like remedial massage and spas.

I look forward to this local Centre being established. For residents of Wright, Coombs and Denman Prospect, we need the new bridge built. Currently the only way we can get to Whitlam is via Coppins Crossing, which closes every time we have heavy rain and it floods.

No

Congratulations to Whitlam. Residents already have a lovely, well-planned environment without the ugly apartment buildings that have been established in Wright and Coombs. It seems they also have the facilities and services that Wright and Coombs lack.

Centre should be properly connected through walking path to whole of Whitlam. This will help kids and adults to walk safely to the center and help in reducing traffic congestion too.

Make it awesome! Can't wait!

Accessibility will be really important with that slope.

As an example the slope at the Kippax centre is a nightmare for the elderly, people with mobility issues and people with prams and strollers.

Please don't replicate these design challenges.

Would love for the centre to be a hub for the suburb - all the things we need. Doctors, groceries, some eateries... making our suburb it's own little area.

I'd love to see a chemist, local grocer and eatery in the local centre so it is somewhere that will be visited daily. It's vital to have shops that draw people daily so there is a sense of community and of safety.

Casey market town and the denman shops are great examples of excellent local shops. Outdoor eateries a bit like the Kingston foreshore would be ideal. Atmosphere, community and accessibility.

Cafe, restaurant and supermarket and butcher is must

Take decisions wisely

# WHITLAM LOCAL CENTRE COMMUNITY CONSULTATION

## WORKSHOP 3 - REPORT BACK



### WORKSHOP 3 – REPORT BACK

#### The purpose of this engagement

The purpose of this engagement was to report back on the place and design response, building on the community feedback provided to date and to seek further input and involvement from the community in the decision making and direction of the future Whitlam Local Centre.



### THE CONVERSATION

#### Community & stakeholder engagement

The Suburban Land Agency (SLA) held the final workshop about the Whitlam Local Centre online from 6.00pm to 7.15pm on Wednesday 6 April 2022. The workshop provided a recap of Workshop 1 and 2 presentations and findings as well as a summary of the YourSay survey, Youth Design Ideas and Show Us Your Ideas activities. The session also included Hatch RobertsDay (HRD) and SLA presenting the emerging place themes based on community feedback and demonstrating how they were beginning to inform the place and design direction for the Whitlam Local Centre. Illustrative and indicative concept design imagery for the Whitlam Local Centre was presented to contextualise the design thinking and prompt further discussion around the specific design controls that may exist within this physical framework, aligned to the emerging place themes extracted from the engagement. The workshop utilised an open Q&A and discussion session run via the MicrosoftTeams platform.

Following tech-check and venue check-in, Workshop 3 followed the below agenda:

Agenda	Who
Welcome Session	Angela Koepp (HRD) and Simon Tennent (SLA)
Acknowledgement of Country	Nicole Rogan (SLA)
What We Heard and Emerging Themes	Angela Koepp (HRD)
How That is Being Reflected in the Design and Place Thinking	Ian Wood-Bradley (SLA)
Q&A and Outline of Next Steps	All

# WHITLAM LOCAL CENTRE COMMUNITY CONSULTATION

## WORKSHOP 3 - REPORT BACK



### WHO ENGAGED

#### A Summary of attendees

Workshop 3 was delivered online and open to all members of the public. 11 people participated.

In addition to existing and future Whitlam residents, representatives of the following community stakeholder groups took part:

- ACTCOSS
- Molonglo Valley Community Forum
- canberra.bike
- Canberra Wildlife Carers Group.

### THE PRESENTATION

#### Recap

In addition to a succinct recap of the scene setting, vision and aspirations set for Whitlam Local Centre at the previous workshops; the following summary was provided:

- Participants and findings from Workshops 1 and 2
- Online survey inputs including an overview of demographic data and high-level preferences
- Youth Design Ideas activity and Show Us Your Ideas feedback

#### Design Principles

The SLA presented a sequence of design principles that are guiding the physical concept design for the Whitlam Local Centre. This early thinking begins to incorporate the engagement feedback and forms the basis of the Place Design Framework alongside the direction of the Place Brief.

#### Emerging Place Themes

HRD presented the Whitlam Local Centre emerging place themes. These themes reflect community feedback from all engagement platforms to date, align with the Whitlam Local Centre vision and are tailored to Whitlam and its residents. Each theme was presented in terms of:

- What we heard from the community
- The emerging place theme and short description.

Participants were asked to provide feedback on the themes as they were described. They were asked to comment if the themes did not accurately reflect their thinking and feedback to date. Participant feedback and discussion was supportive of the directions presented.

# WHITLAM LOCAL CENTRE COMMUNITY CONSULTATION

## WORKSHOP 3 - REPORT BACK



### **Theme 1 - Discovery: To be inspired, stimulated and entertained**

#### **What we heard:**

Through the range of community and stakeholder engagement platforms, we heard that the future centre needed to be interesting and entertaining. When asked how to achieve this in the workshop, we heard that interactive and sensory opportunities for art and play combined with a dynamic, not stagnant, environment would be key.

Selective and seasonal water play was desirable as well as play that encouraged sustainability and technology awareness. Art should be engaging and could be a combination of permanent sculpture play as well as a rotating art exhibit.

All play should encourage group gathering and social connection over autonomy to promote the vision for community.

### **Theme 2 - Safety: To feel safe and contribute to the safety of the broader community**

#### **What we heard:**

Activation was one of the most dominant points of discussion. It was spoken about as a strategy for creating a buzzing hub, a destination and as a key factor to achieving safety.

The idea of activation to most people meant that the Whitlam Local Centre would never feel empty. The Place Brief therefore must consider day and night-time activation for safety and we need to consider the different ways in which all ages, genders, cultures and abilities are made to feel safe.

We discussed that the spatial, physical and programmatic elements of the Whitlam Local Centre will all contribute to real and perceived safety.

### **Theme 3 - Wellbeing: To have access to an environment that promotes physical, social and mental wellbeing**

#### **What we heard:**

When asked how the community chooses to recreate, the majority of participants prefer to recreate in a linear manner, walking, hiking and cycling. A number of people walk to their existing local centres as part of their routine. There was significant interest in a gym with childcare as well.

In addition to traditional exercise, we heard that sunny places for reflection, yoga/pilates and access to fresh produce in the form of a communal garden was desired.

# WHITLAM LOCAL CENTRE COMMUNITY CONSULTATION

## WORKSHOP 3 - REPORT BACK



The future Whitlam Local Centre residents want to celebrate the outdoors and have great cross ventilation, sun and access to social interaction contributing to their wellbeing.

### **Theme 4 - Connection to Nature: To retain that natural and/or inherent character of Whitlam and the Molonglo Valley**

#### **What we heard:**

We heard that the connection to nature was important but that the retention of that connection would be a challenge. It is acknowledged that Whitlam will be developed and it will no longer be native bushland. However community engagement reflected that it was important to take advantage of the wonderful natural environment that surrounds the future centre and to reflect that in the design of the buildings and spaces.

The project can ensure that views to the ranges and to nature are framed by built form and that these views and a connection to nature is captured within public spaces, particularly elevated public spaces. There are also opportunities to incorporate the local natural environment into recreation and play spaces, and for the street network to contribute to urban forest.

Throughout the design of the local centre we can prioritise the celebration of Molonglo Valley, the Molonglo River Corridor and the Brindabellas even after Whitlam is fully developed.

### **Theme 5 - Diversity: To express our unique selves as our interests, ages, abilities and the seasons change**

#### **What we heard:**

We heard that single use and mono-functional spaces are 'out.' The community is interested in multi-purpose, variety and flexibility in everything from spaces to retail, facilities, activation and infrastructure. It is important to create a place where everyone feels included.

This was often heard in the context of post-COVID changes to the way we work and live, but also in the context of families growing and ageing in Whitlam and how their requirements of the centre and the neighbourhood might change over time.

We have the opportunity to deliver a framework that supports and promotes diversity in our centre and community.

### **Theme 6 - A free community destination: To feel welcomed and included in your community**

#### **What we heard:**

There was wide agreement that Whitlam Local Centre will be more than just a shopping centre.

# WHITLAM LOCAL CENTRE COMMUNITY CONSULTATION

## WORKSHOP 3 - REPORT BACK



We heard that this is where community want to have experiences, meet friends, spend Friday nights and be able to work from, in and around the centre too.

Whitlam Local Centre can be promoted as a free community destination – a place where everyone will feel welcomed in the community irrespective of age, ability or intent to spend money. The indoor and outdoor spaces can be designed to enable community activities that celebrate the ‘power of free’. The Place Brief will focus on creating a place where all ages will thrive and connect.

### Design Brief

HRD presented preliminary thinking and examples of how the emerging place themes might be translated into a design brief for Whitlam Local Centre across the following elements:

- Recreation/play
- Residential
- Commercial/retail
- Street network
- Open space/landscape
- Events.

In parallel, the SLA presented indicative conceptual design for elements of Whitlam Local Centre that were aligned with, and demonstrated, the emerging place themes resulting from the engagement. This conceptual work was used to contextualise the design thinking and prompt further discussion around the specific design controls that may exist within this physical framework.

# WHITLAM LOCAL CENTRE COMMUNITY CONSULTATION

## WORKSHOP 3 - REPORT BACK



### OPPORTUNITY FOR TARGETED COMMUNITY FEEDBACK

Following the presentation of concept designs linked to an emerging place theme, four follow up questions were asked of the participants in relation to the indicative concept design presented:

#### **Question 1:**

In relation to the theme of *discovery*, this indicative design for the Whitlam Local Centre Plaza space was presented:



# WHITLAM LOCAL CENTRE COMMUNITY CONSULTATION

## WORKSHOP 3 - REPORT BACK



Within this context, participants were asked the following:

WHAT IS YOUR PLAY PREFERENCE?

A. WATER PLAY

B. SCULPTURE PLAY

C. TECHNOLOGY PLAY



Gosford Leagues Park (Hatch Roberts Day)



Darling Quarter (Darlingharbour.com)

*"A blend of A & B. Kids said they want a place to skate, and play and get ice cream. They want a place they can group together."*

### **Summary of responses:**

- We would like to see all of these play elements.
- The water play and sculpture play encourage group interaction more than the individual technology play.
- Water play must consider the colder climate of Canberra and have a seasonal response.
- Water play also needs to be located appropriately so that others can move through the space and use the local centre without getting wet.

# WHITLAM LOCAL CENTRE COMMUNITY CONSULTATION

## WORKSHOP 3 - REPORT BACK



### Question 2:

In relation to the theme of *connection to nature*, this scenic characteristic of Whitlam Local Centre was presented as an accurate indication of views:



# WHITLAM LOCAL CENTRE COMMUNITY CONSULTATION

## WORKSHOP 3 - REPORT BACK



Within this context, participants were asked the following:



## SUPERMARKET ROOFTOP

WOULD YOU RATHER EXPERIENCE?

- A. A COMMUNAL GARDEN
- B. A ROOFTOP BAR/RESTAURANT
- C. VIEWING PLATFORM

*"A combination of A & B. A rooftop bar/restaurant would be good, but it's also nice to have a community garden that provides a bit of variety, and...to teach school kids how to grow things."*

### **Summary of responses:**

- The communal garden provides variety and provides the opportunity for school kids to get involved in growing, learning and working there.
- The communal garden, viewing platform and a park you could wander through promotes free play and equity; meaning that you can enjoy the space without spending money at a bar or restaurant.
- The extensive amounts of rooftops could accommodate all of these uses and that would create a great destination.
- This is a real opportunity to explore partnership models with the school, communal garden providers, 'farm to plate' restaurants and more.

# WHITLAM LOCAL CENTRE COMMUNITY CONSULTATION

## WORKSHOP 3 - REPORT BACK



### Question 3:

This render of an indicative vision for Beecroft Street in Coombs was presented in relation to the theme of diversity. Envisaged to be a slow moving and active main street in the planned urban village for Coombs and Wright, it imagines a shared zone catering to many needs.



# WHITLAM LOCAL CENTRE COMMUNITY CONSULTATION

## WORKSHOP 3 - REPORT BACK



Within this context, participants were asked the following:

WHAT KIND OF STREET DO YOU WANT THIS TO BE?

A. WEEKLY/MONTHLY ROAD CLOSURE EVENTS

B. CAR FREE

C. SHARED ZONE FULL-TIME



Hibberson Street, Gungahlin (SLA)

*“You can drop your kid off at the other side of the plaza, and you not be worried that they’re going to be hit while they’re walking down the street.”*

### **Summary of responses:**

- Strong support for the Whitlam Local Centre plaza to ‘extend’ across the school interface street creating a safe crossing environment and enabling parents to drop off their kids at the plaza to walk through to school.
- The greater the pedestrian priority for school kids, the better the design will be.
- SLA confirmed that it is unlikely that buses would go down this particular street and therefore it could function as more of a destination street. Within this context, a shared street rather than a pedestrian-only street would have the desired effect of a naturally calmed street but would permit access by people with disability (or requiring greater access eg prams etc) and the perceived safety afforded by car lights and activity.
- Appropriate lighting on this street will be critical to safety.

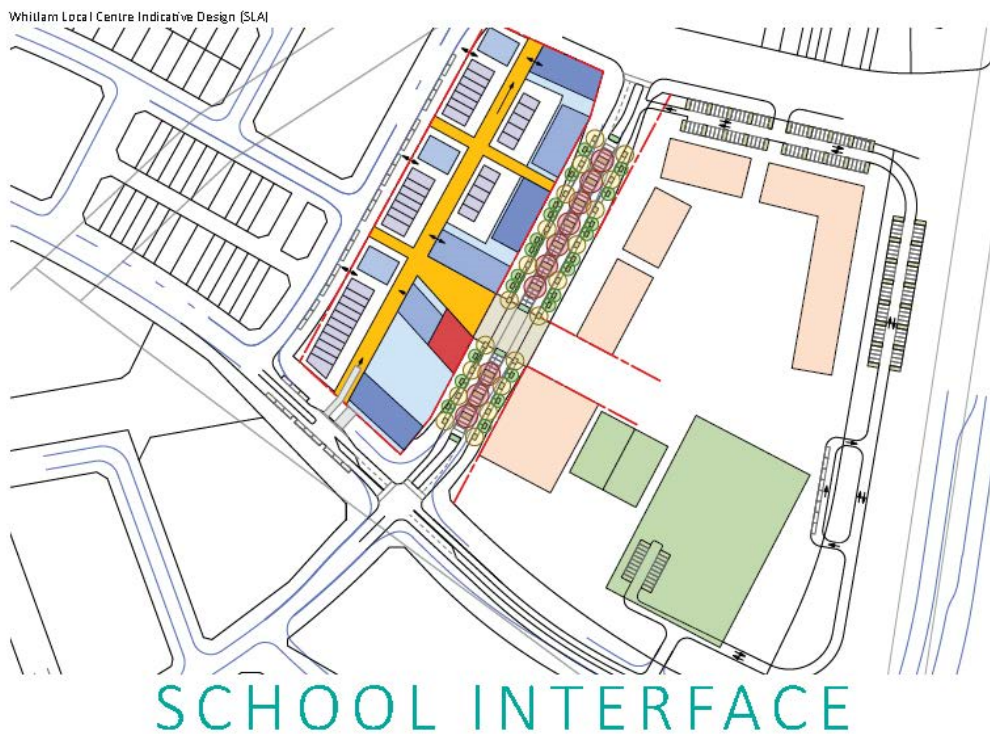
# WHITLAM LOCAL CENTRE COMMUNITY CONSULTATION

## WORKSHOP 3 - REPORT BACK



### Question 4:

In relation to the theme of *a shared community destination*, this preliminary concept design for Whitlam Local Centre and future school integration created by SLA was presented:



# WHITLAM LOCAL CENTRE COMMUNITY CONSULTATION

## WORKSHOP 3 - REPORT BACK



Within this context, participants were asked the following:



WHAT IS THE BEST SYNERGY WITH THE SCHOOL?

- A. FORMAL PARTNERSHIP FOR STUDENT ART, PERFORMANCES ETC
- B. SHARED FACILITIES FOR COMMUNITY HIRE
- C. FULLY INTEGRATED - TWO-WAY TUCKSHOP/ CANTEEN

*“Any shared facilities is (sic) fabulous – whether it be within the town centre or the school. Those opportunities where you see the community mixing is fabulous.”*

### **Summary of responses:**

- There is significant social value in being able to see school children as you engage with the centre.
- Any shared facilities would be desirable whether it be within the Whitlam Local Centre or within the school.
- There are good models, such as Evelyn Scott School, that provide student safety but also open to the public on the weekends for community use of the ovals and the like.
- It would be great to see students access a community facility within the centre that might have a music room or other infrastructure.

# WHITLAM LOCAL CENTRE COMMUNITY CONSULTATION

## WORKSHOP 3 - REPORT BACK



### Q&A

A number of questions came through the Microsoft Teams Chat function as well as being part of the open discussion.

**Q: What will SLA's ongoing involvement in the development and management of community facilities at Whitlam Local Centre include?**

A: We are confident, and it is likely, that the ACT Government will take on the management of some premises. The model that we proposed at Coombs and Wright with the community building there is going to be similar here. It makes sense for us to include any community facility as part of our development and reflect that in the yields that we might get on site to pay for it.

**Q: How do the components of this vision end up being executed by a private developer?**

A: There are few options available to the SLA. With respect to the Coombs and Wright Village Framework, the response from industry to our Place and Design Framework was considerable and the mechanism used is called a concept delivery deed. For the concept delivery deed, all of the details of the Place and Design Framework is loaded into the DA and must be endorsed and approved by SLA before EPSDD will approve it.

It is important to note that as part of this project, and following on from the community consultation, we're going to be engaging in a market sounding exercise to ensure that if we go out to industry that we understand the feasibility and how we can make it more attractive for the developer to deliver the vision.

**Q: There has been significant interest as to whether we will get a skate park at Whitlam Local Centre....**

A: There has been significant discussion around the desire for a skate park in Whitlam and surrounding areas. This has sharpened the SLA focus on the provision of these facilities. It is important to note that skateable areas are a viable alternative to skate parks in some but not all areas. The Whitlam Local Centre might struggle to deliver a meaningful skate park on-site but this and other alternatives for location and use are being considered based on the engagement process.

On the other side of John Gorton Drive where there will be the same consideration about public open space playgrounds and those sorts of facilities, there may be a location suitable for a skate park.

# WHITLAM LOCAL CENTRE COMMUNITY CONSULTATION

## WORKSHOP 3 - REPORT BACK



### Participant Feedback

'I think you are doing a really great job...I'm excited to see our community in safe hands'

'Some really promising ideas especially around community facilities relating to the school, accessibility and free space and safety.'

### WHAT'S NEXT?

The feedback and findings from the workshops, online surveys, and YourSay engagement including the Youth Design Ideas activity and Show Us Your Ideas callout, will continue to inform the Whitlam Local Centre Place Brief and Place Design Framework which will be publicly available over coming months.

The SLA are considering delivering the Whitlam Local Centre in the form of a Concept Delivery Deed. SLA and EPSDD must approve alignment with this Place Brief and Place Design Framework before a developer can progress.

This will be supported by ongoing market sounding to ensure that the ideas built into the design, based on community feedback, are attractive and practical for a developer to deliver.